

附錄 A 圖

- 圖 1 探方/探溝的位置圖
- 圖 2 中央書院遺跡標示於 1949(?)地圖
- 圖 3 2006 年 1 月調查士丹頓街及鴨巴甸街擋土牆屬於中央書院的遺跡
- 圖 4 T1 平面及剖面圖
- 圖 5 T2 平面及剖面圖
- 圖 6 T5 平面及剖面圖
- 圖 7 T15 平面及剖面圖
- 圖 8 T13 平面及剖面圖
- 圖 9 停車場範圍內探溝位置圖
- 圖 10 T8 平面及剖面圖
- 圖 11 T14 平面及剖面圖
- 圖 12 T4 平面及剖面圖
- 圖 13 停車場範圍發現的主要遺跡
- 圖 14 原混凝土地面平面及側視圖
- 圖 15 地下渠道剖面圖(D1-D5)
- 圖 16 牆基(1)平面及側視圖
- 圖 17 牆基(2)側視圖
- 圖 18 牆基(3)側視圖
- 圖 19 牆基(4)側視圖
- 圖 20 牆基(5)側視圖
- 圖 21 牆基(6)側視圖
- 圖 22 牆基(7)側視圖
- 圖 23 牆基(8)側視圖
- 圖 24 牆基(9)側視圖
- 圖 25 牆基(10)側視圖
- 圖 26 牆基(11)側視圖
- 圖 27 牆基(12)側視圖
- 圖 28 牆基(13)側視圖
- 圖 29 牆基(14)側視圖
- 圖 30 地庫及 2007 年發現的主要遺跡
- 圖 31 1883 年中央書院平面圖標示於 1:1000 地圖
- 圖 32 1883 年地庫平面圖標示於 1:1000 地圖
- 圖 33 2007 年確認的風化岩及填土範圍

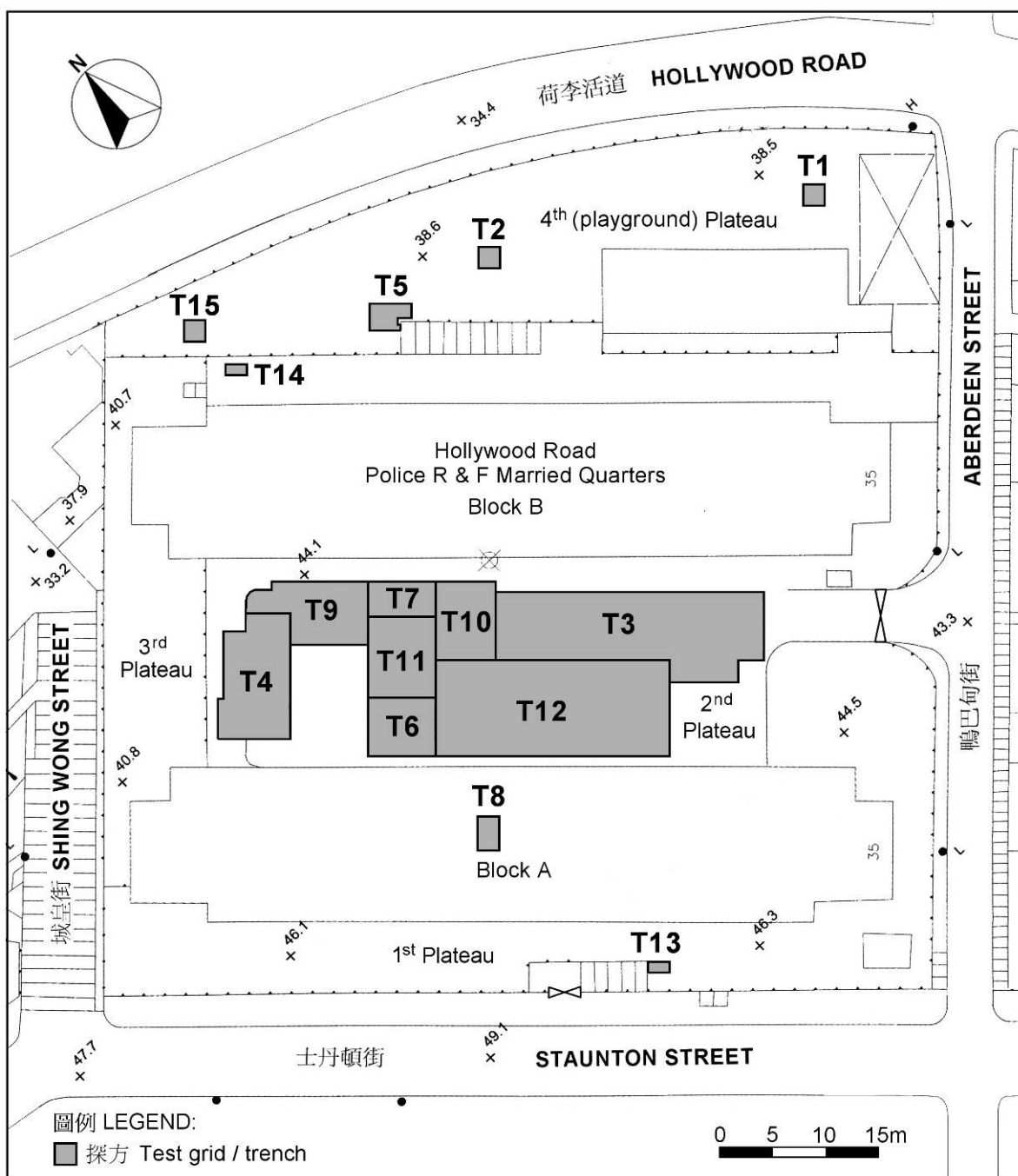


圖 1 探方/探溝的位置圖

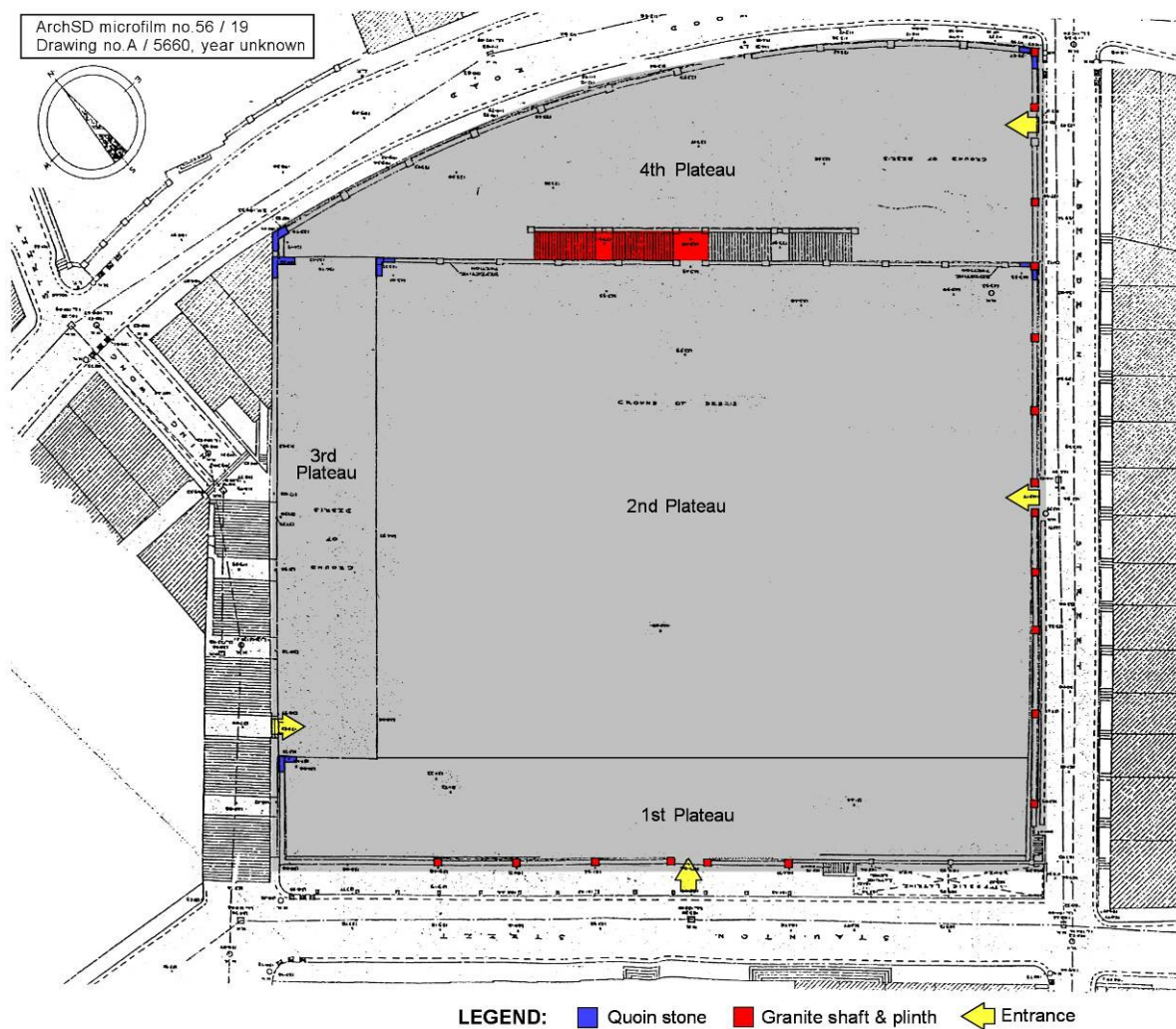


圖 2 中央書院遺跡標示於 1949(?) 地圖

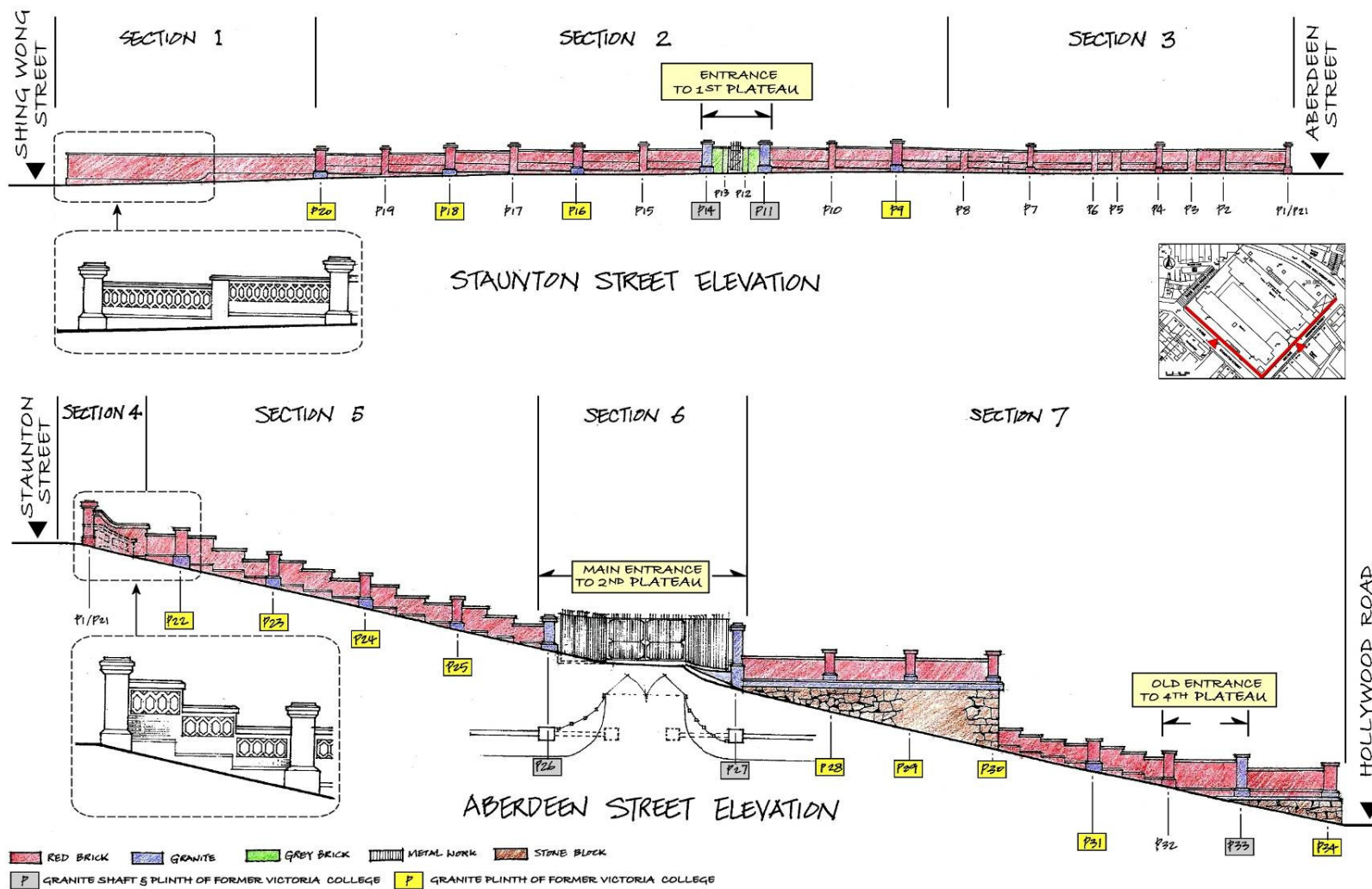


圖 3 2006 年 1 月調查士丹頓街及鴨巴甸街擋土牆屬於中央書院的遺跡

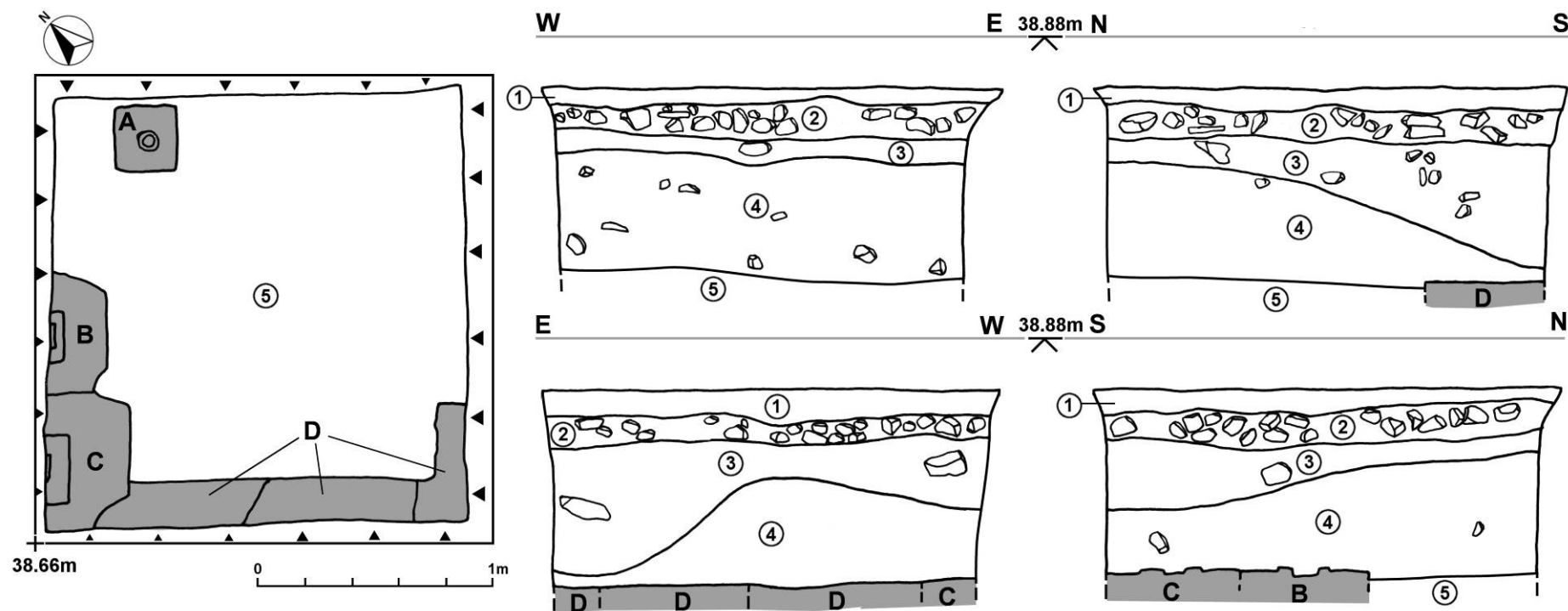


圖 4 T1 平面及剖面圖

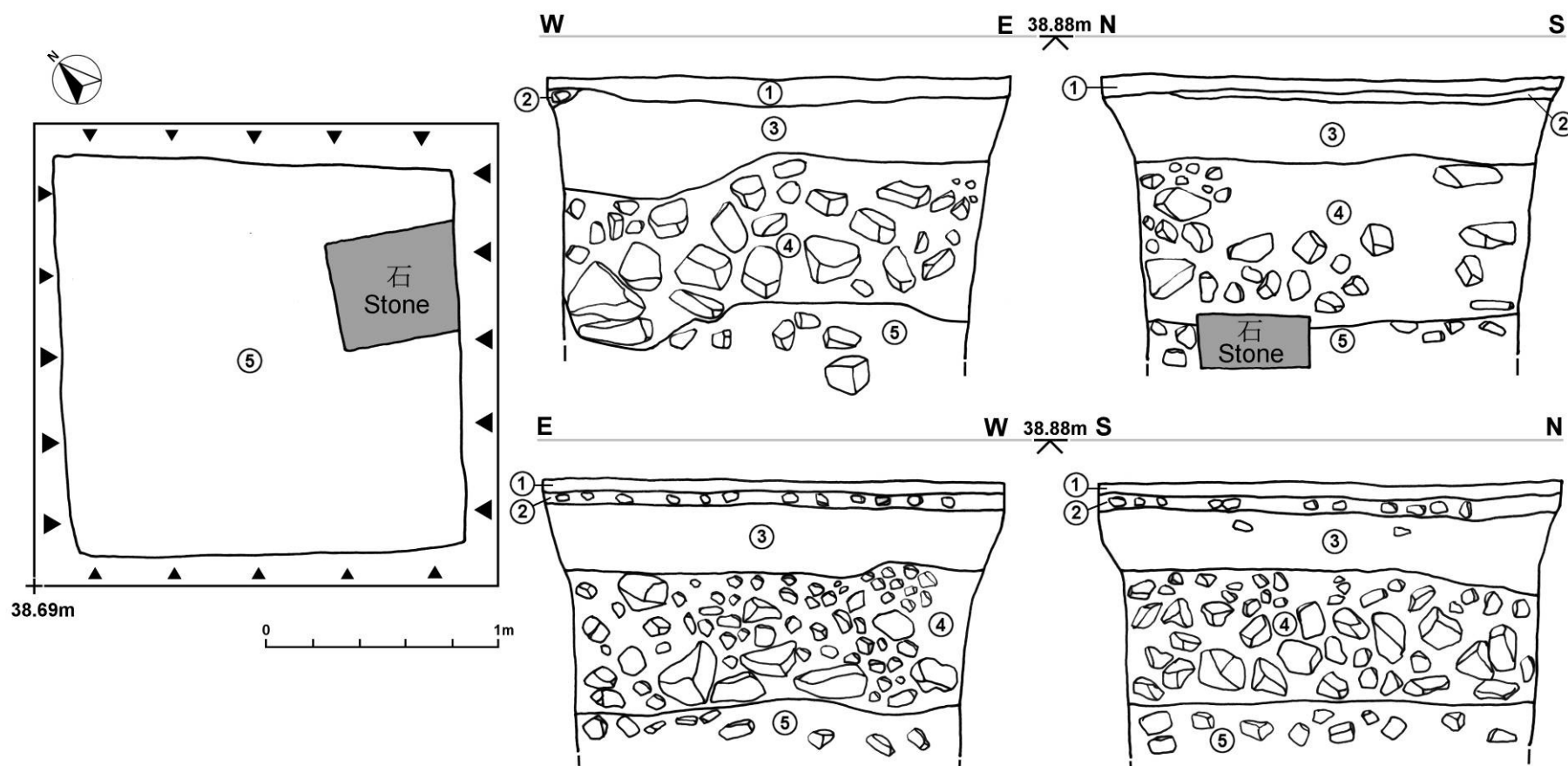


圖 5 T2 平面及剖面圖

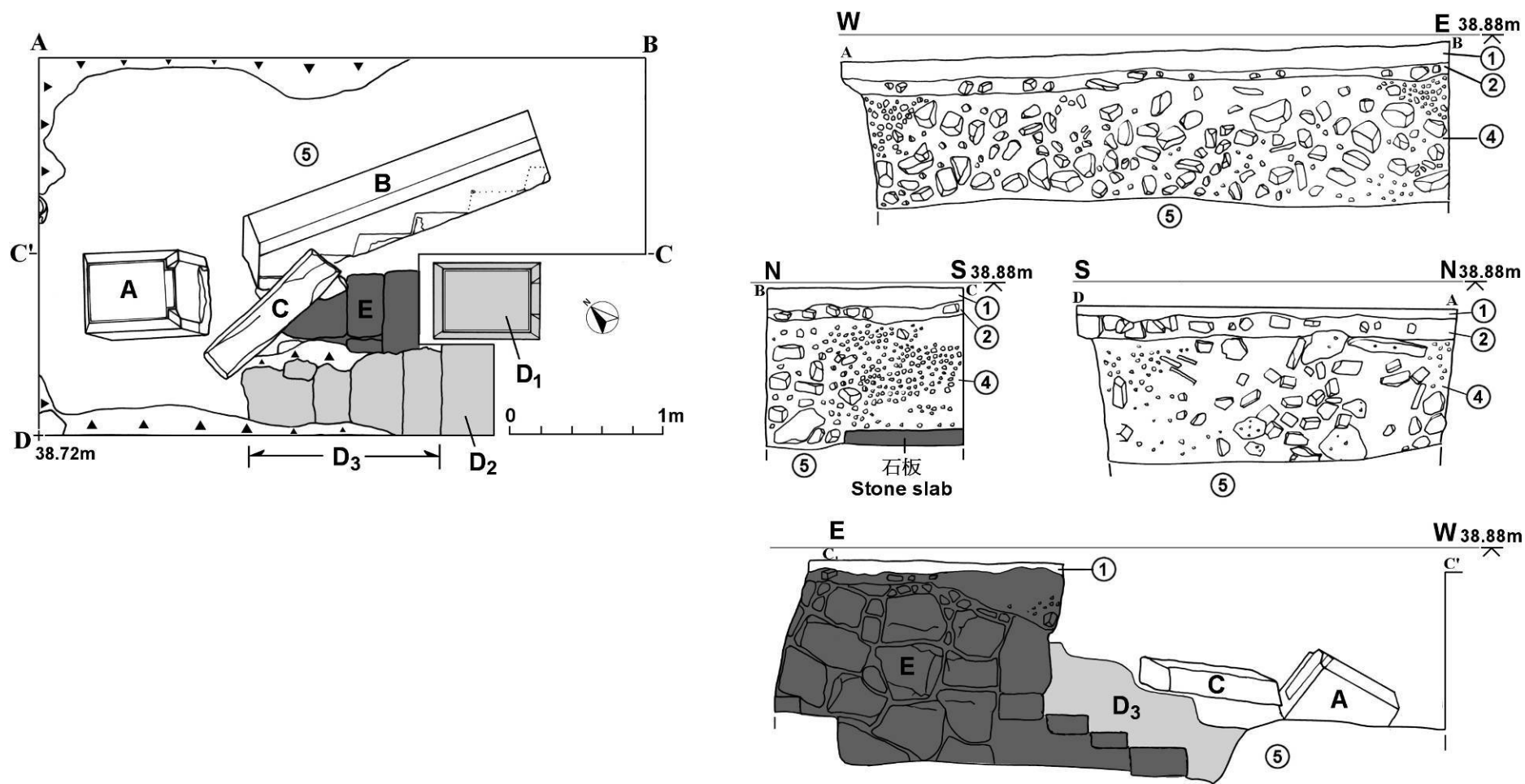


圖 6 T5 平面及剖面圖

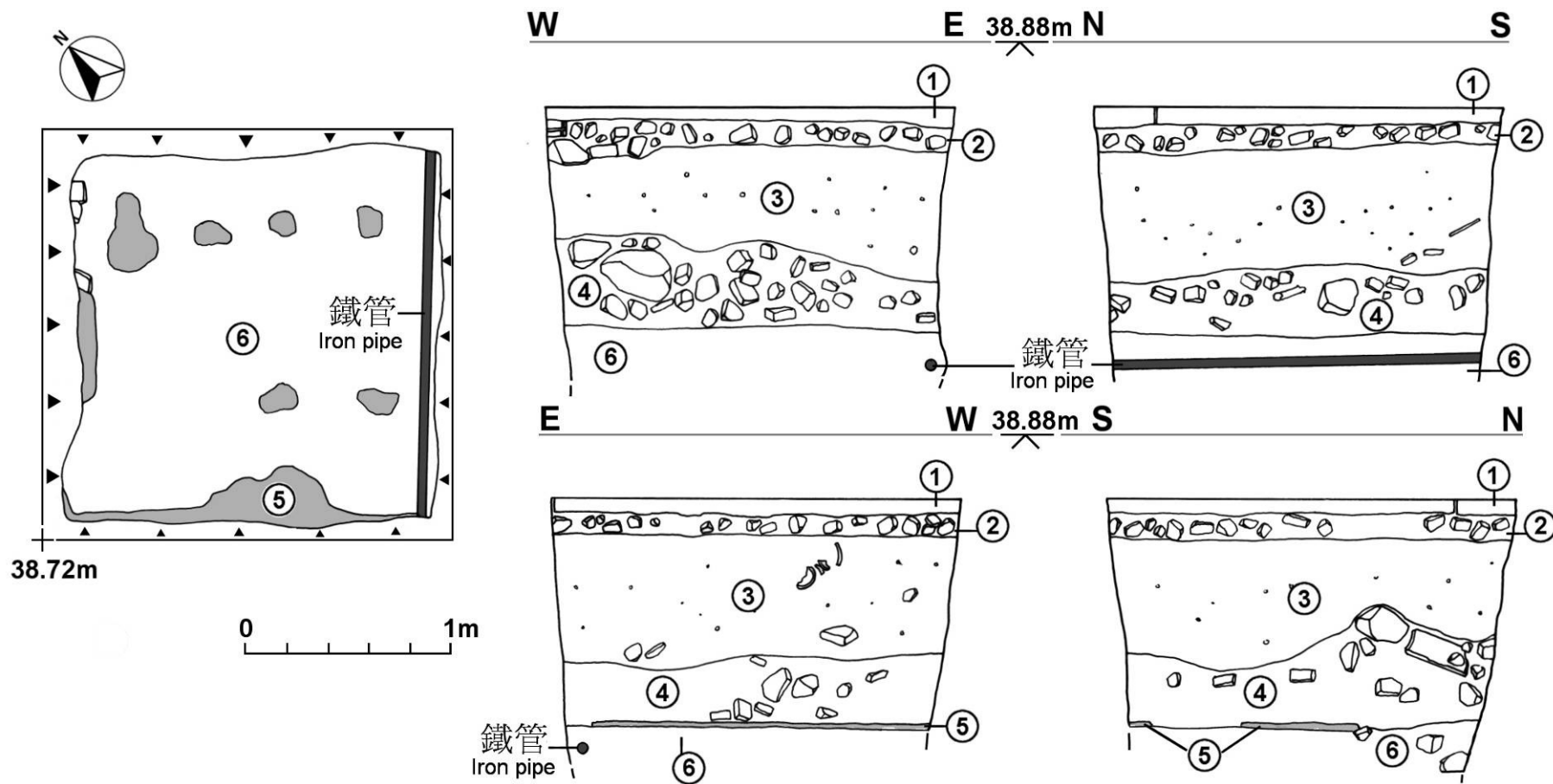


圖 7 T15 平面及剖面圖

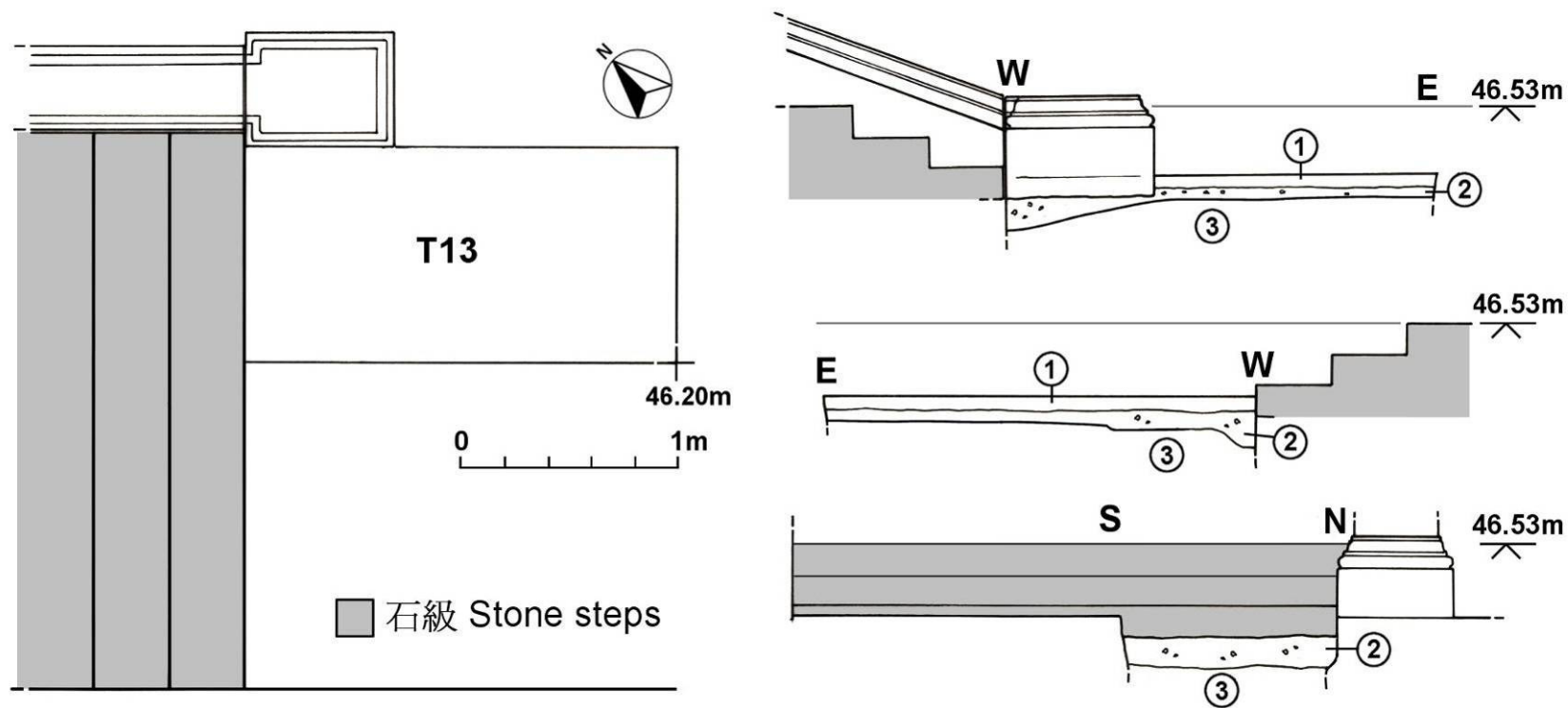


圖 8 T13 平面及剖面圖

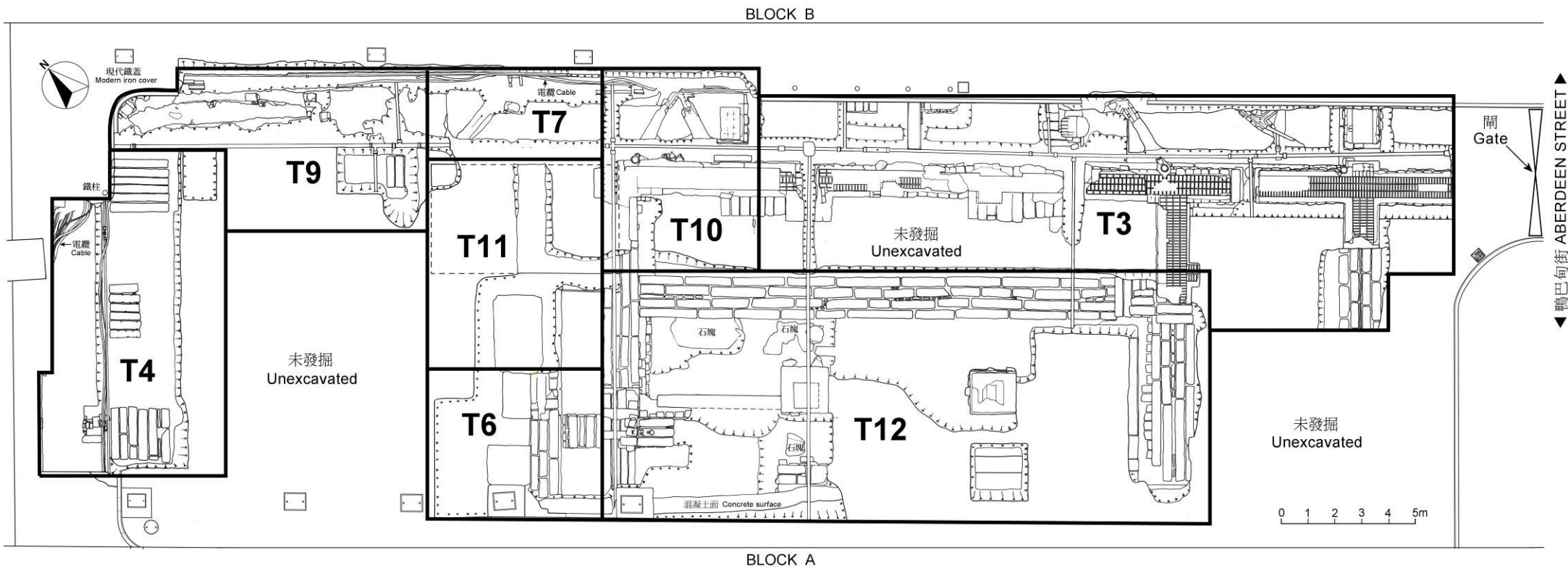


圖 9 停車場範圍內探溝位置圖

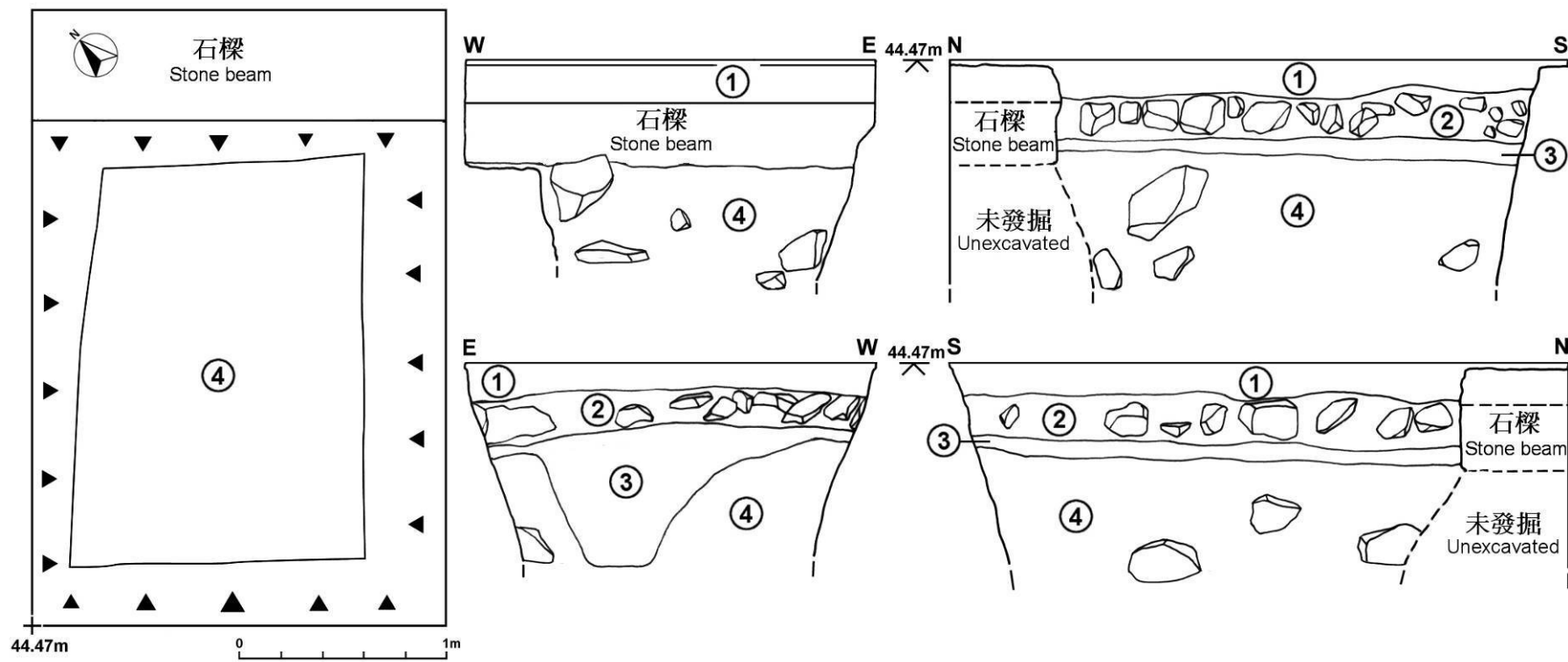


圖 10 T8 平面及剖面圖

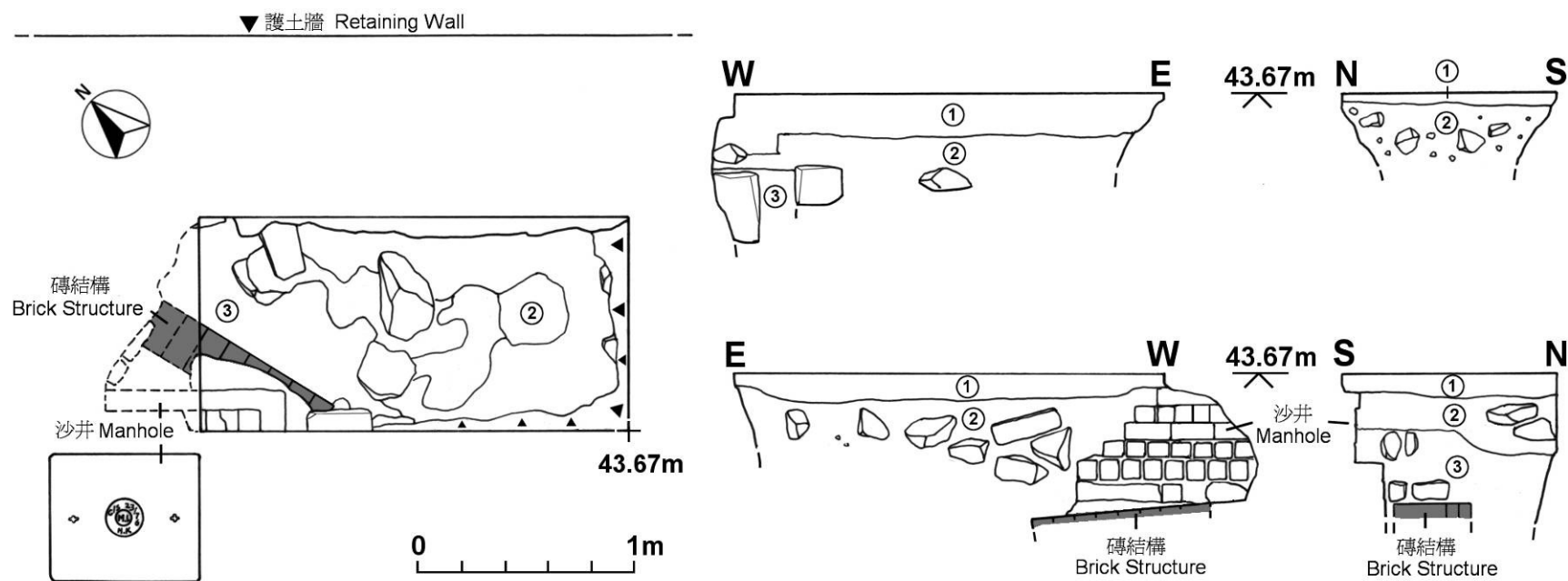


圖 11 T14 平面及剖面圖

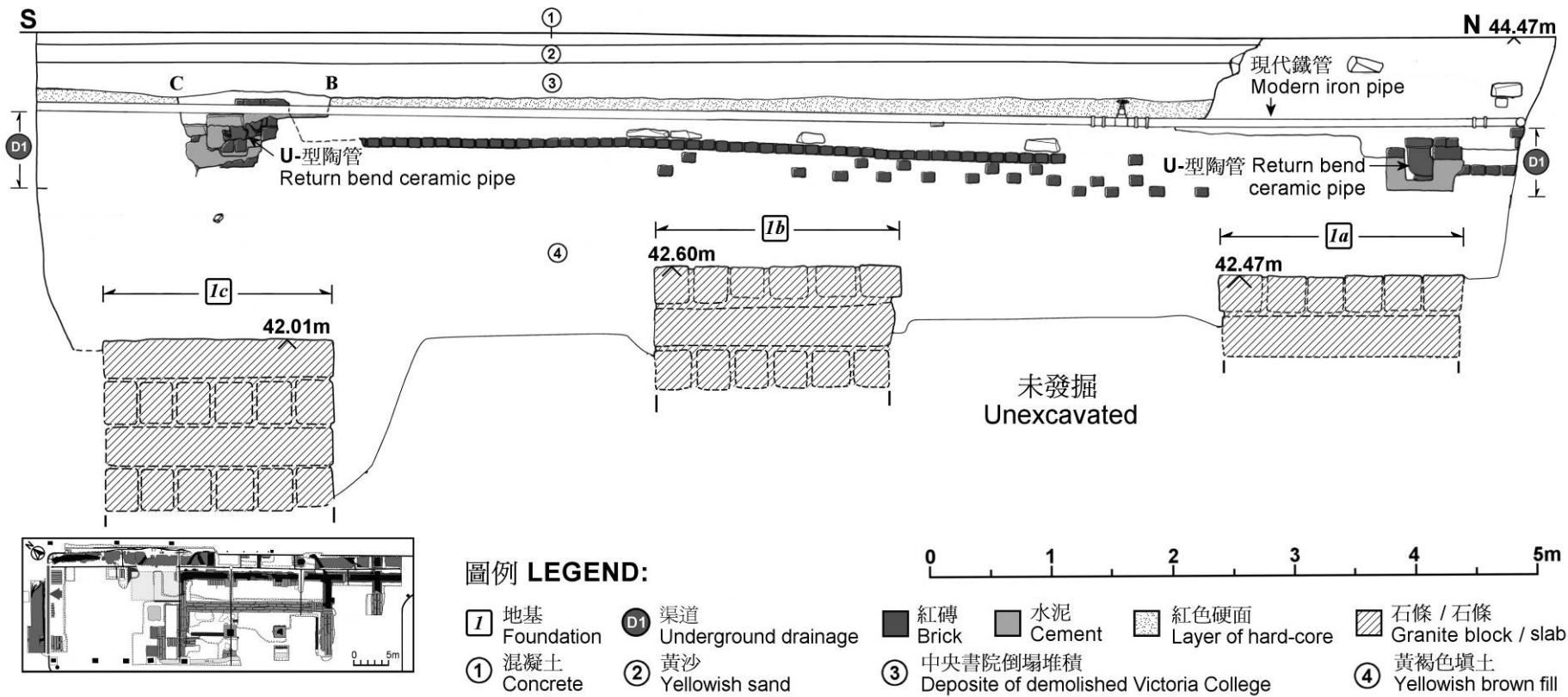
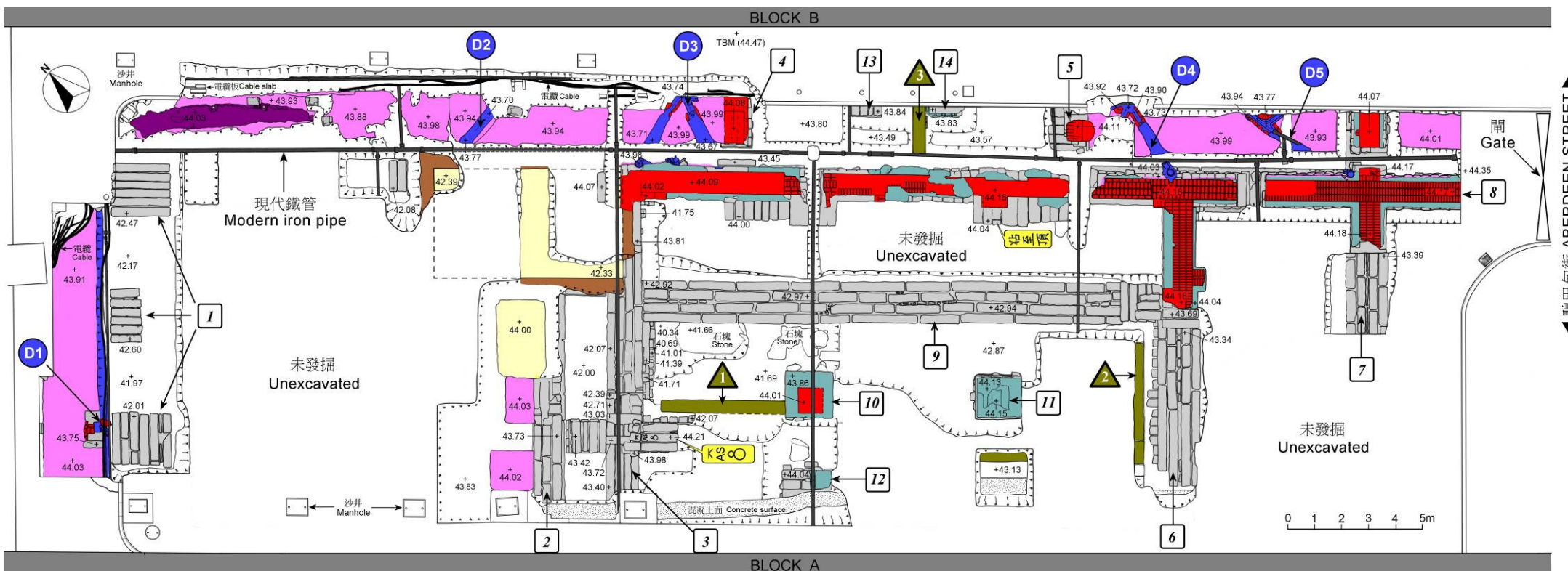


圖 12 T4 平面及剖面圖



圖例 LEGEND:

水泥地面 Cement floor	紅色硬面 Layer of hard-core	紅磚 Brick	水泥 Cement	石條 Granite block
D1 渠道 Underground drainage	I 地基 Foundation	板灰牆 Mortar wall	白灰面 White mortar floor	墨跡 Inked mark
		土牆 Mud wall		

圖 13 停車場範圍發現的主要遺跡

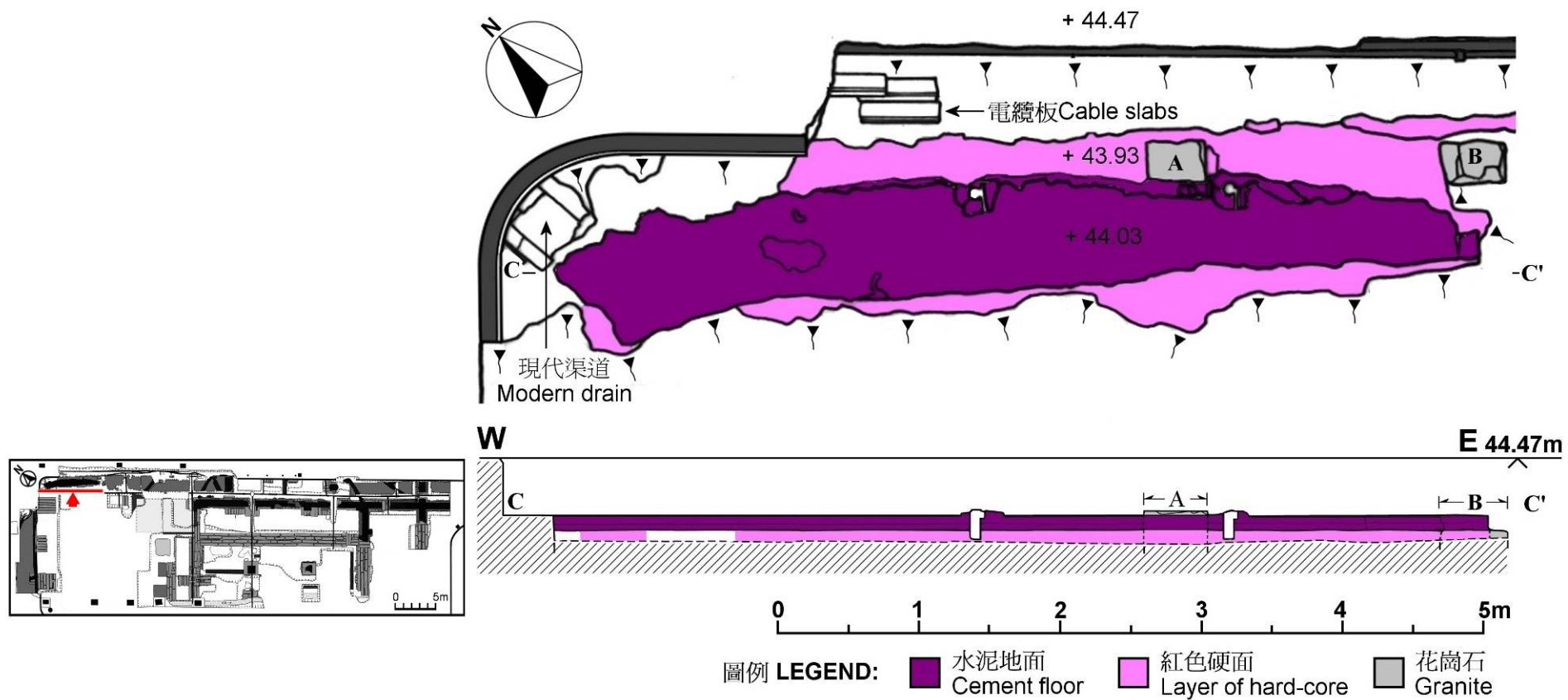


圖 14 原混凝土地面平面及側視圖

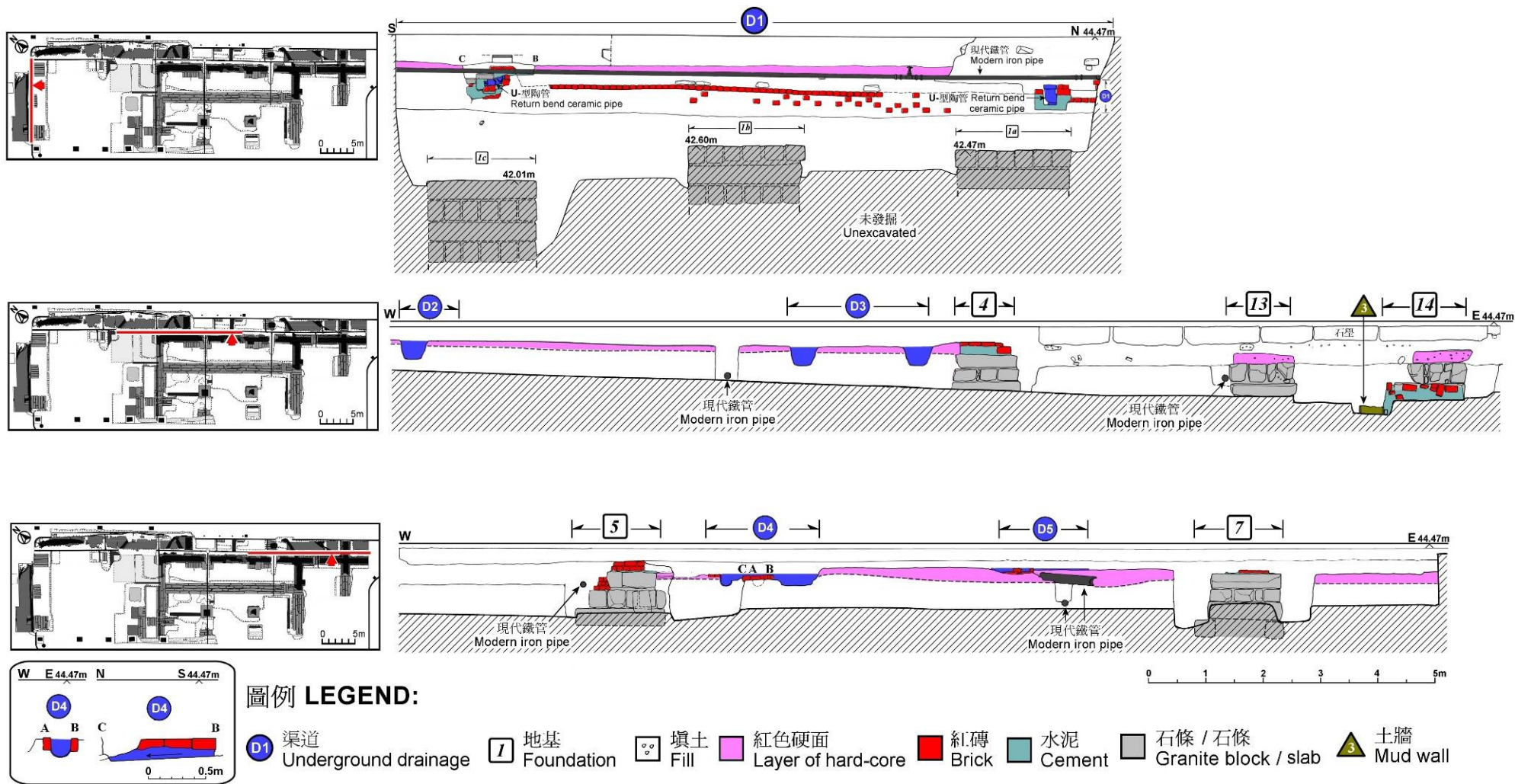


圖 15 地下渠道剖面圖(D1-D5)

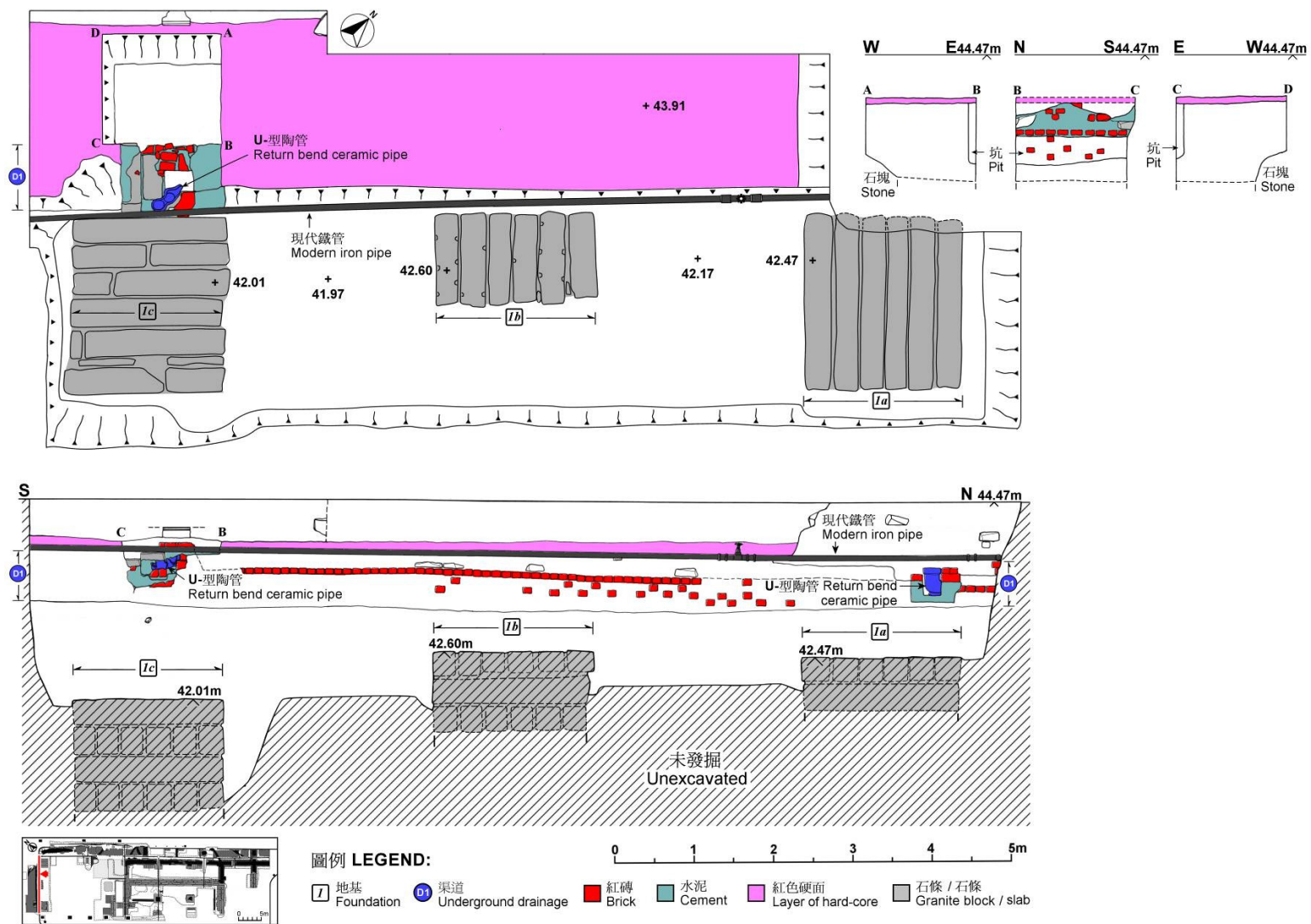


圖 16 牆基(1)平面及側視圖

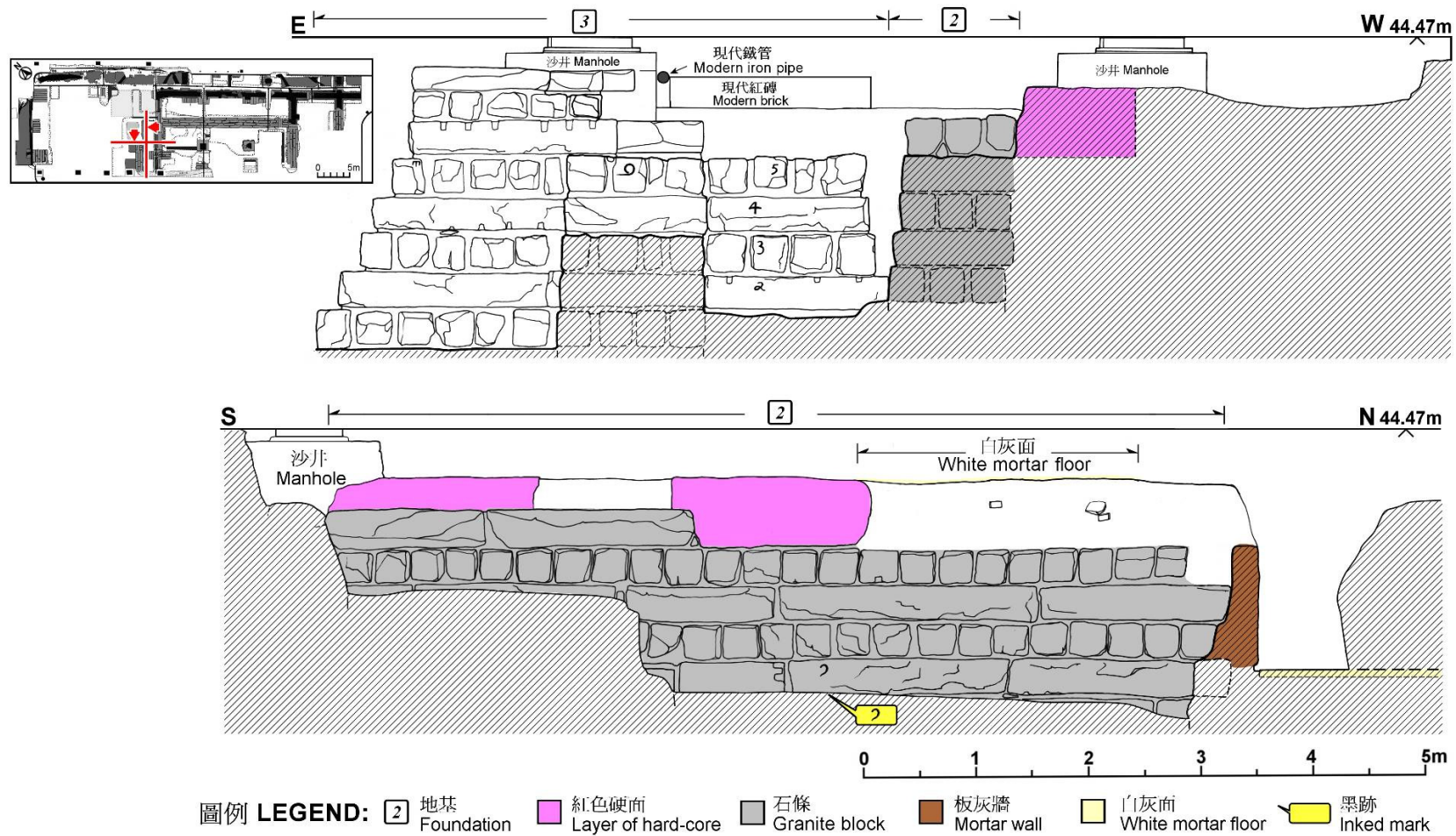


圖 17 牆基(2)側視圖

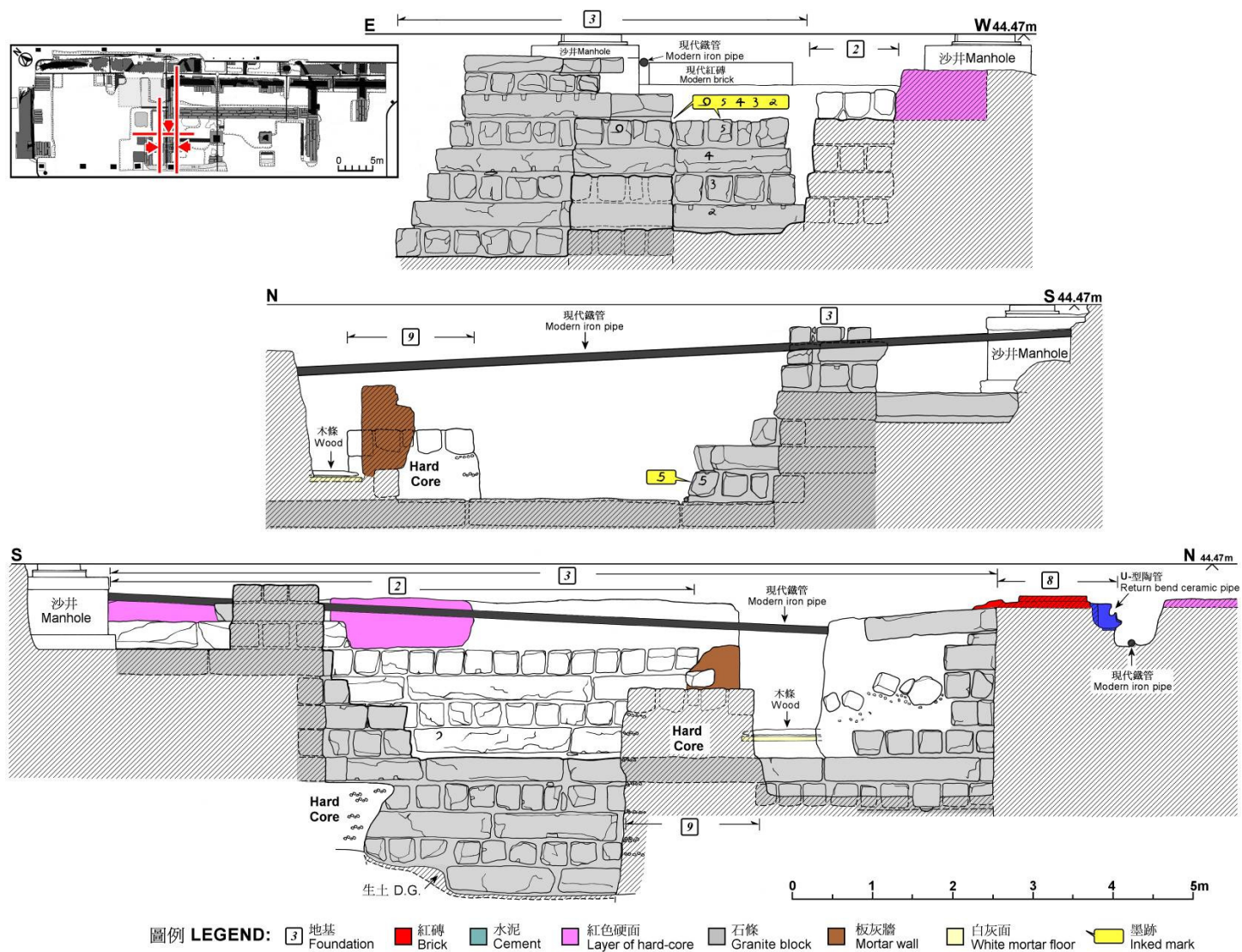
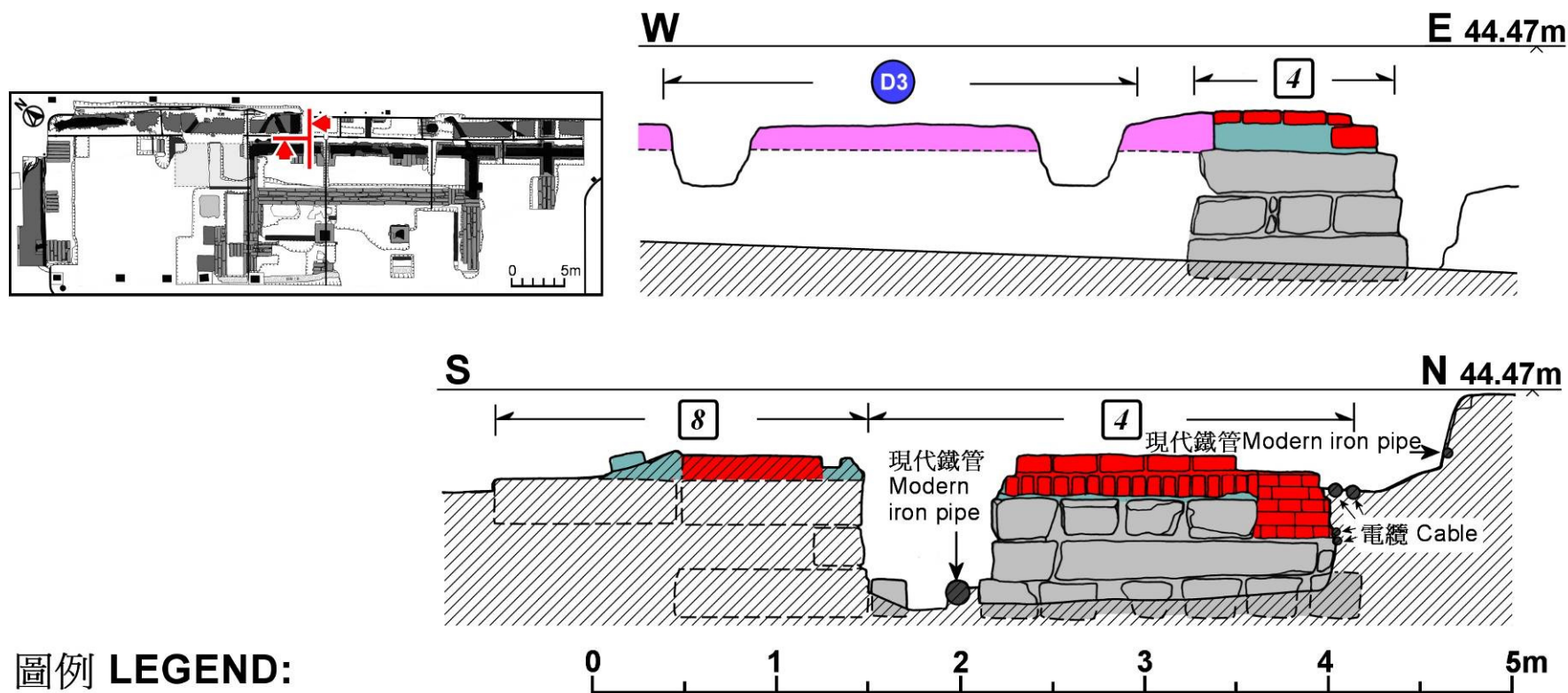


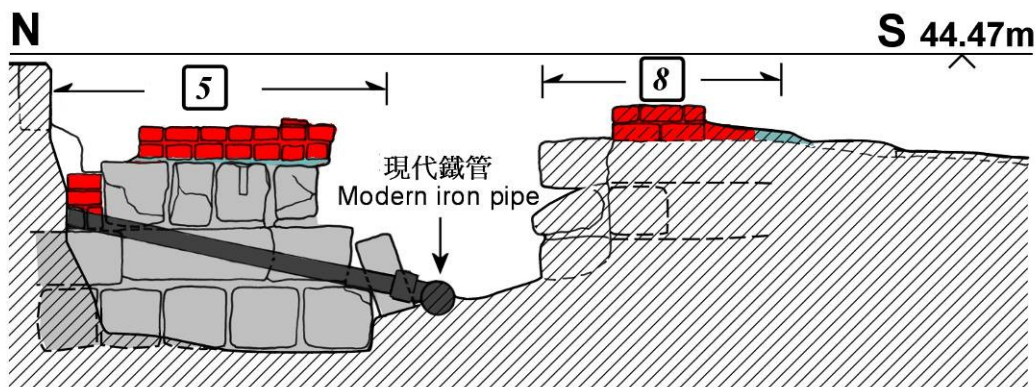
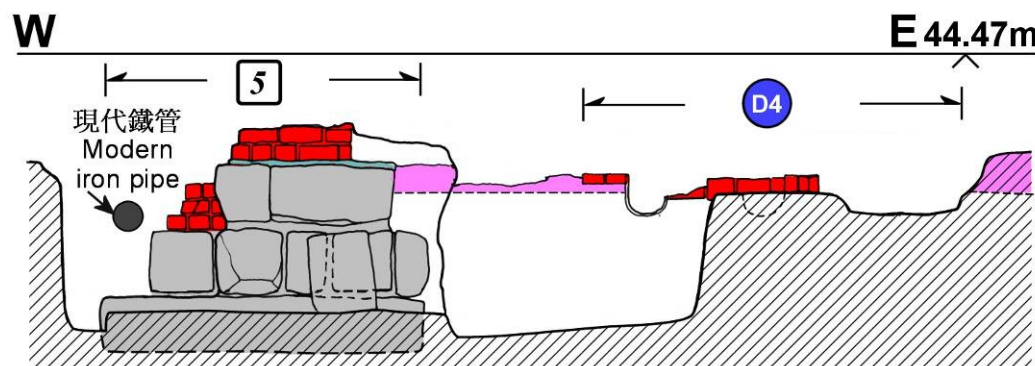
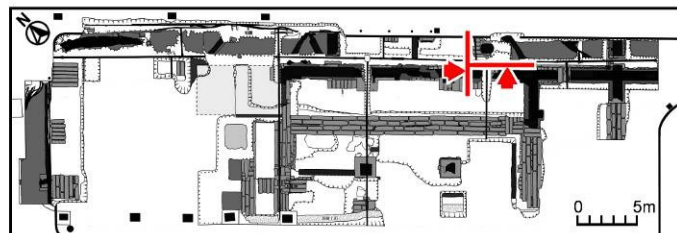
圖 18 牆基(3)側視圖



圖例 LEGEND:

- | | | | | | |
|--|---|--|--|--|--|
| 4 地基 | D3 渠道 | 紅磚 | 水泥 | 紅色硬面 | 石條 |
| Foundation | Underground drainage | Brick | Cement | Layer of hard-core | Granite block |

圖 19 牆基(4)側視圖



圖例 **LEGEND:**

- | | | | | | |
|--|---|--|---|--|---|
| 5 地基 | D3 渠道 | 紅磚 | 水泥 | 紅色硬面 | 石條 |
| Foundation | Underground drainage | Brick | Cement | Layer of hard-core | Granite block |

圖 20 牆基(5)側視圖

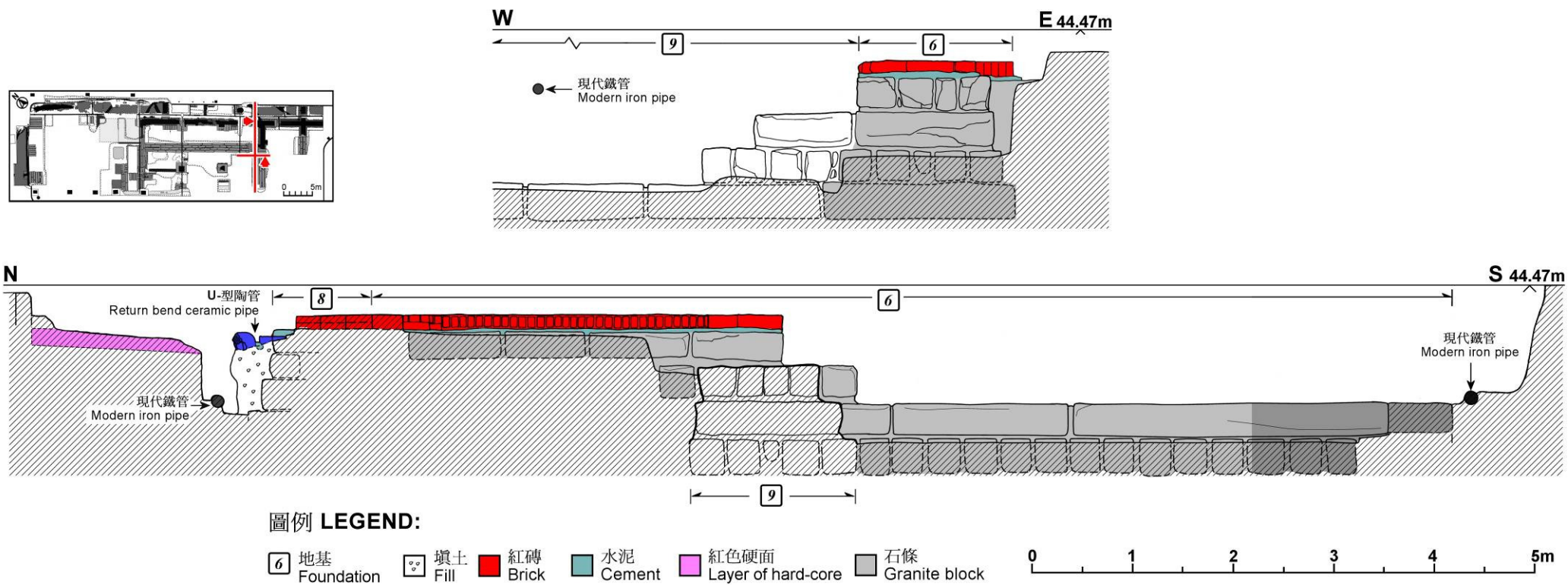


圖 21 牆基(6)側視圖

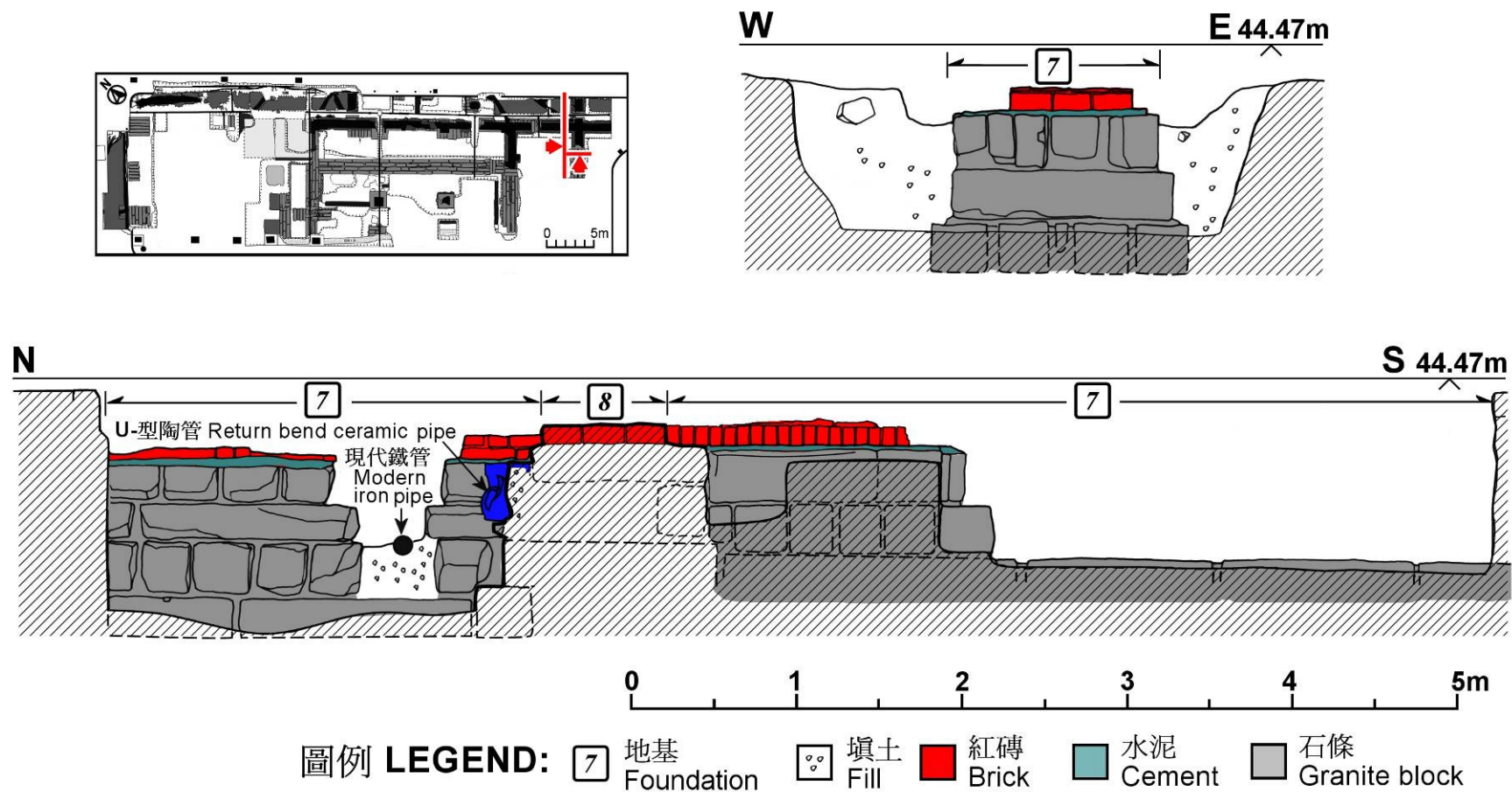


圖 22 牆基(7)側視圖

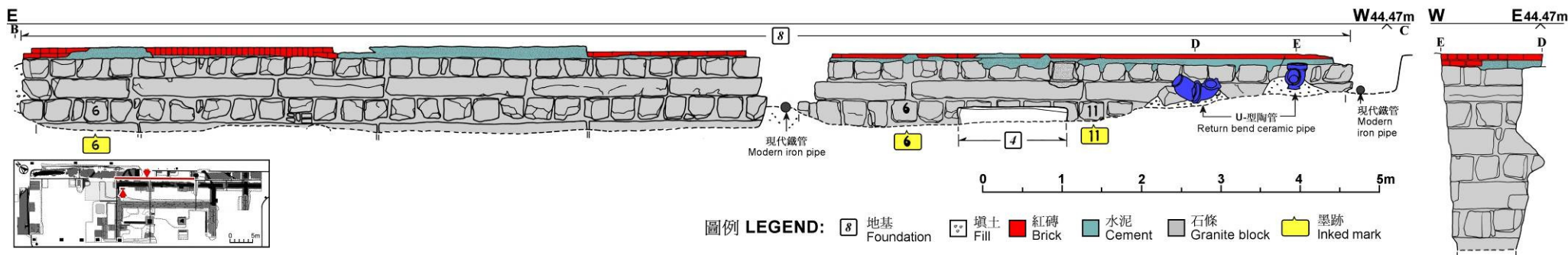
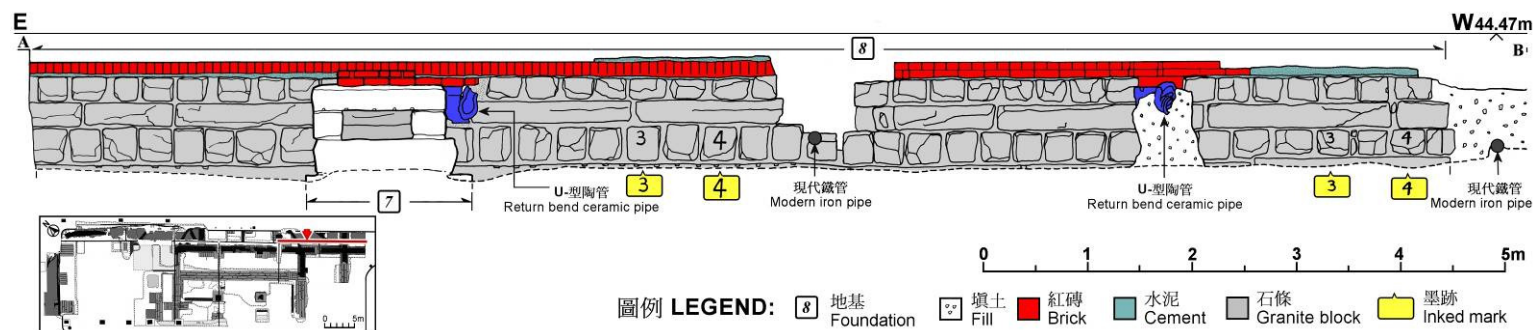
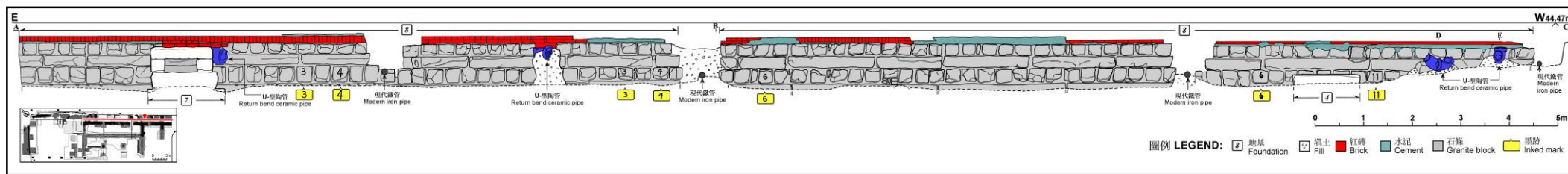


圖 23 牆基(8)側視圖

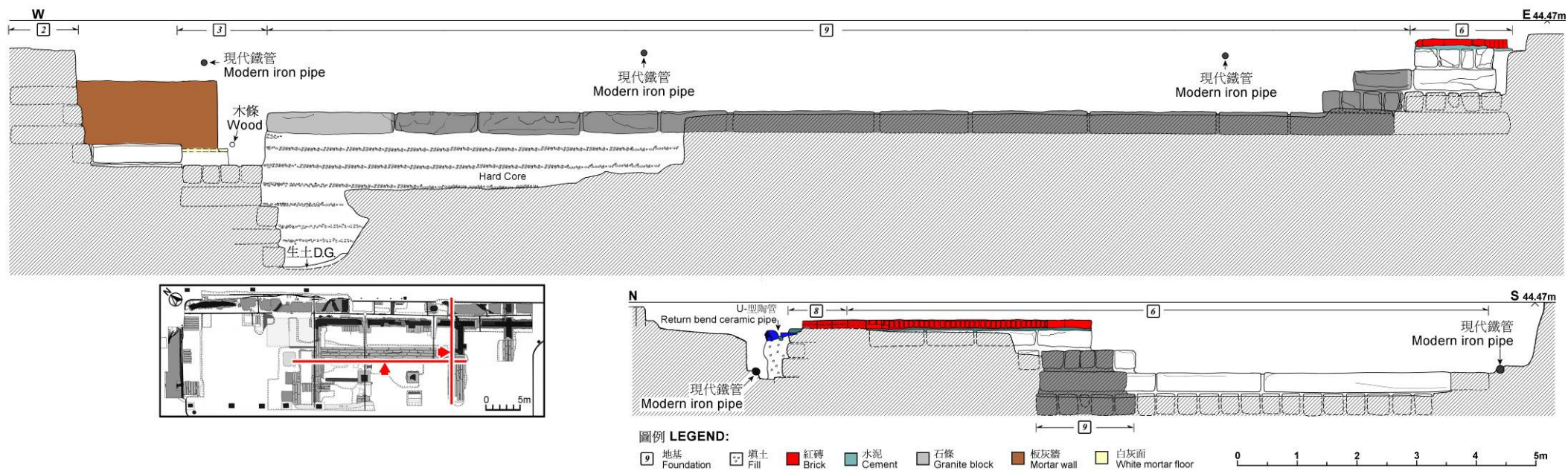


圖 24 牆基(9)側視圖

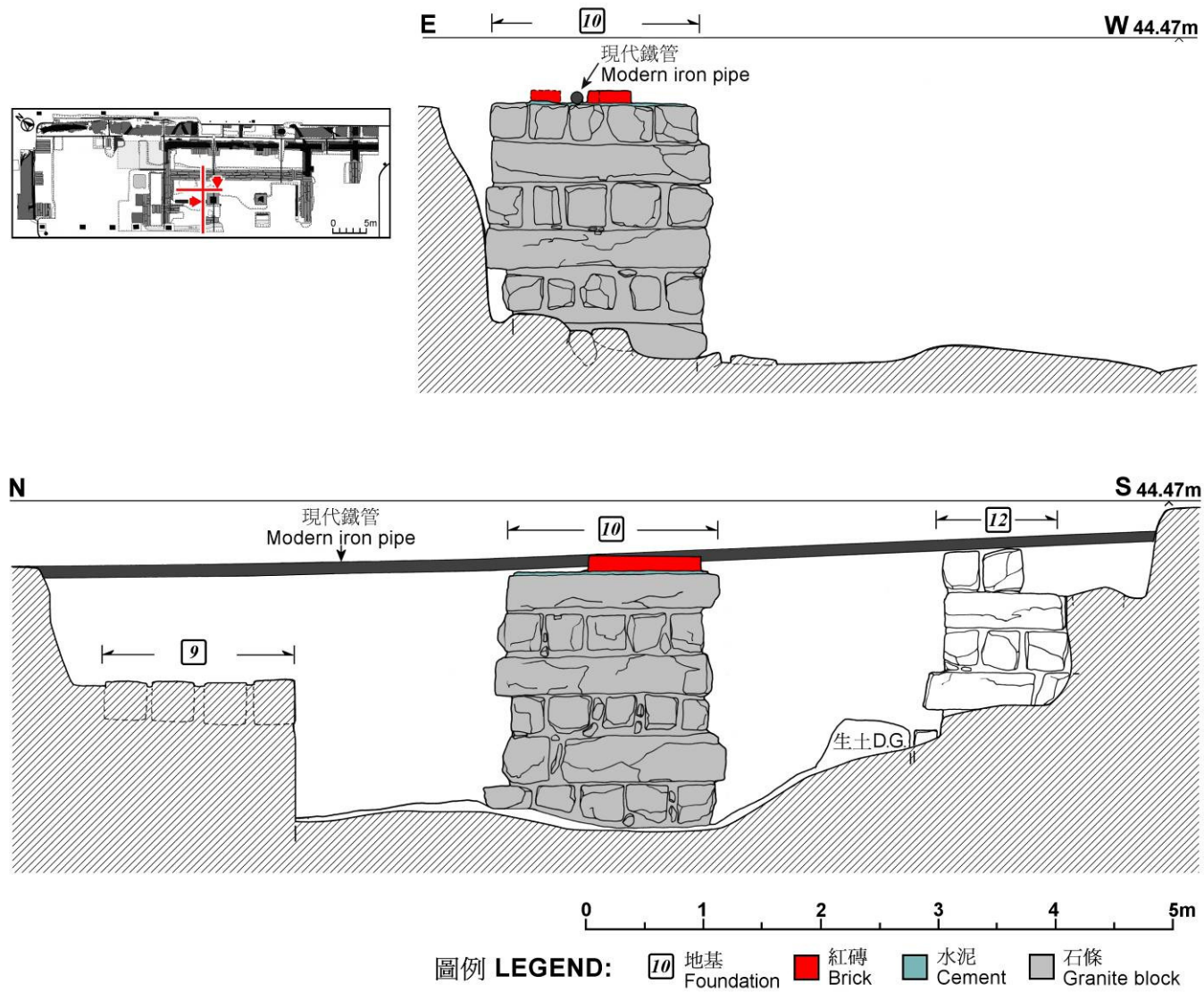


圖 25 牆基(10)側視圖

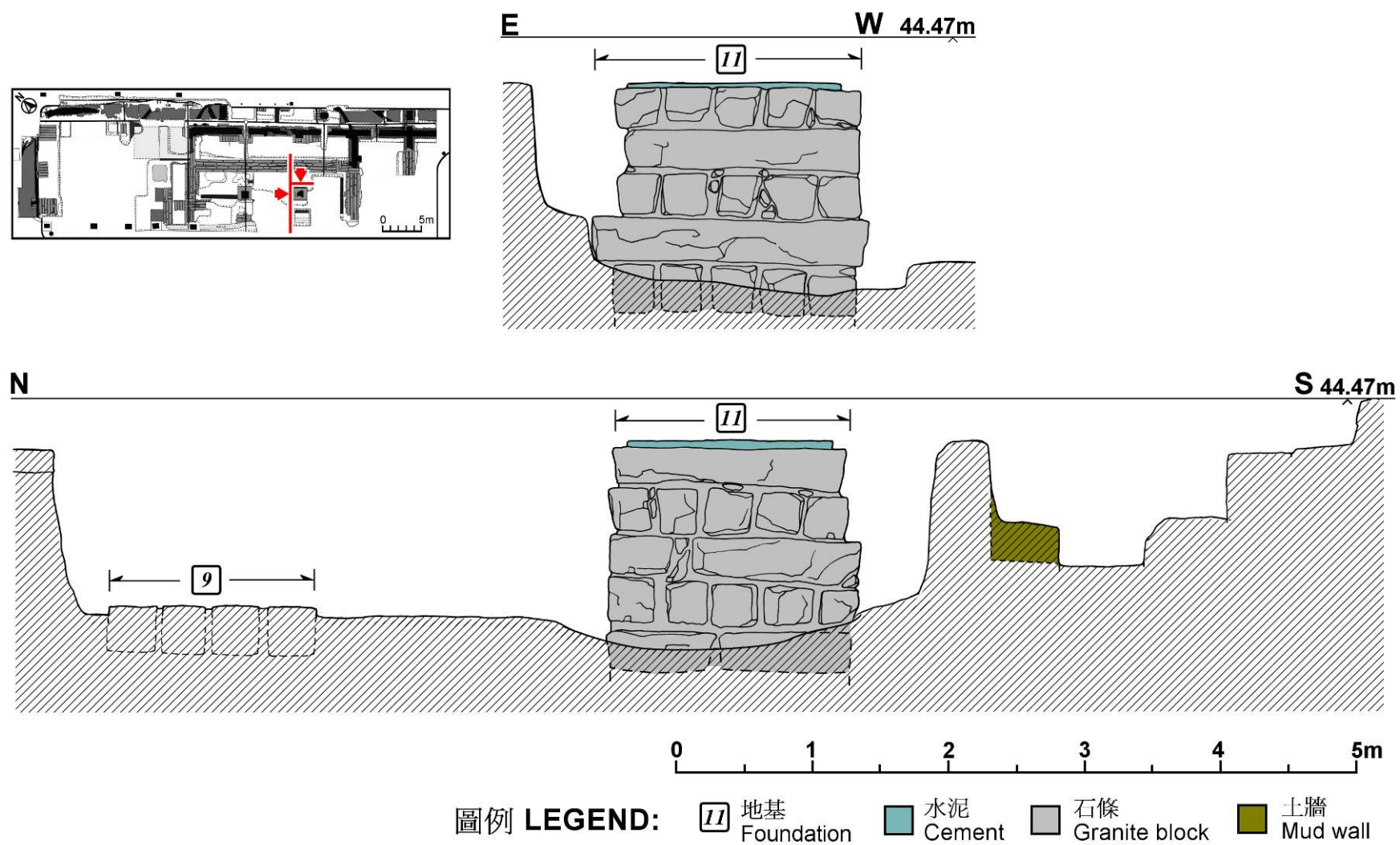


圖 26 牆基(11)側視圖

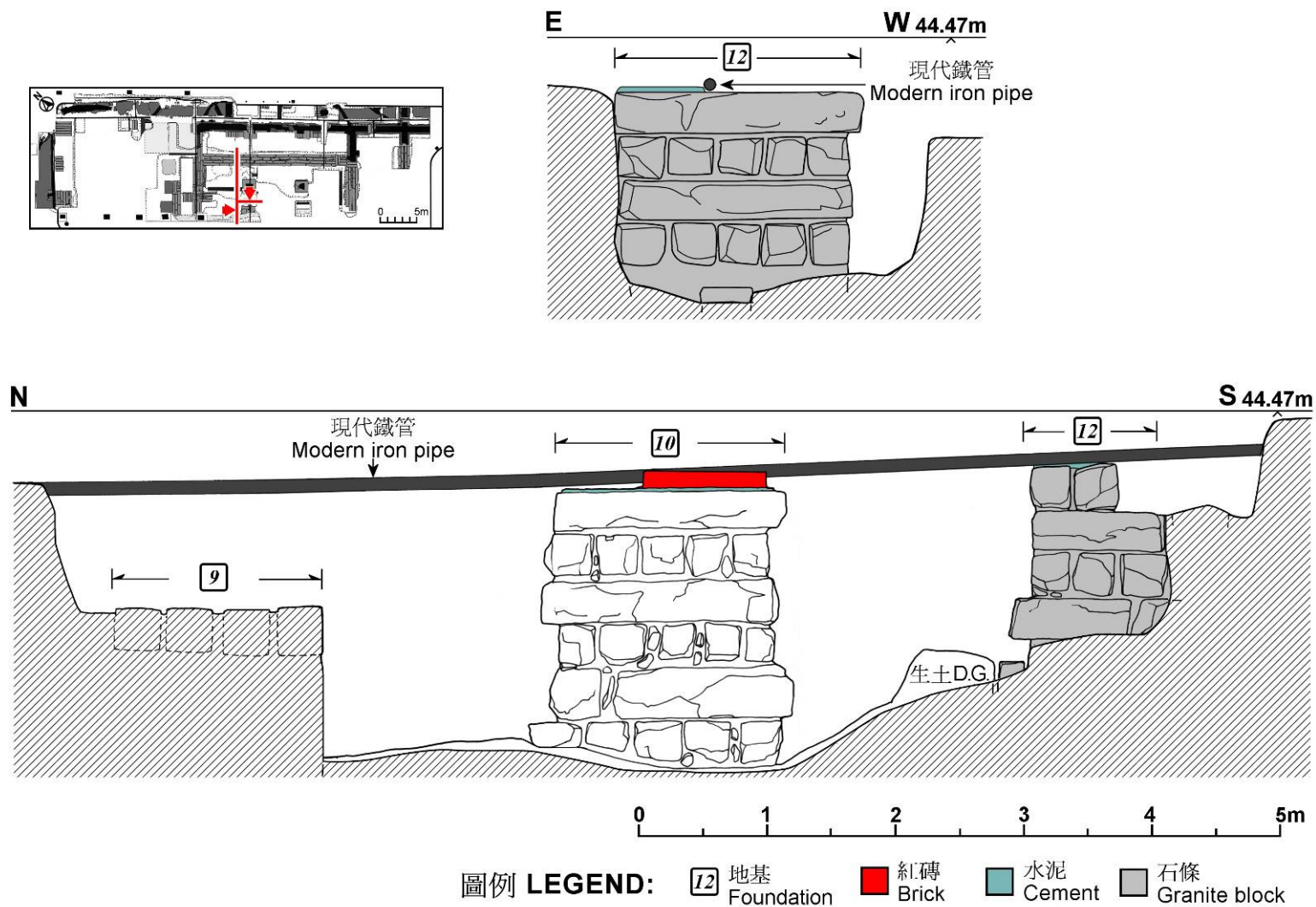


圖 27 牆基(12)側視圖

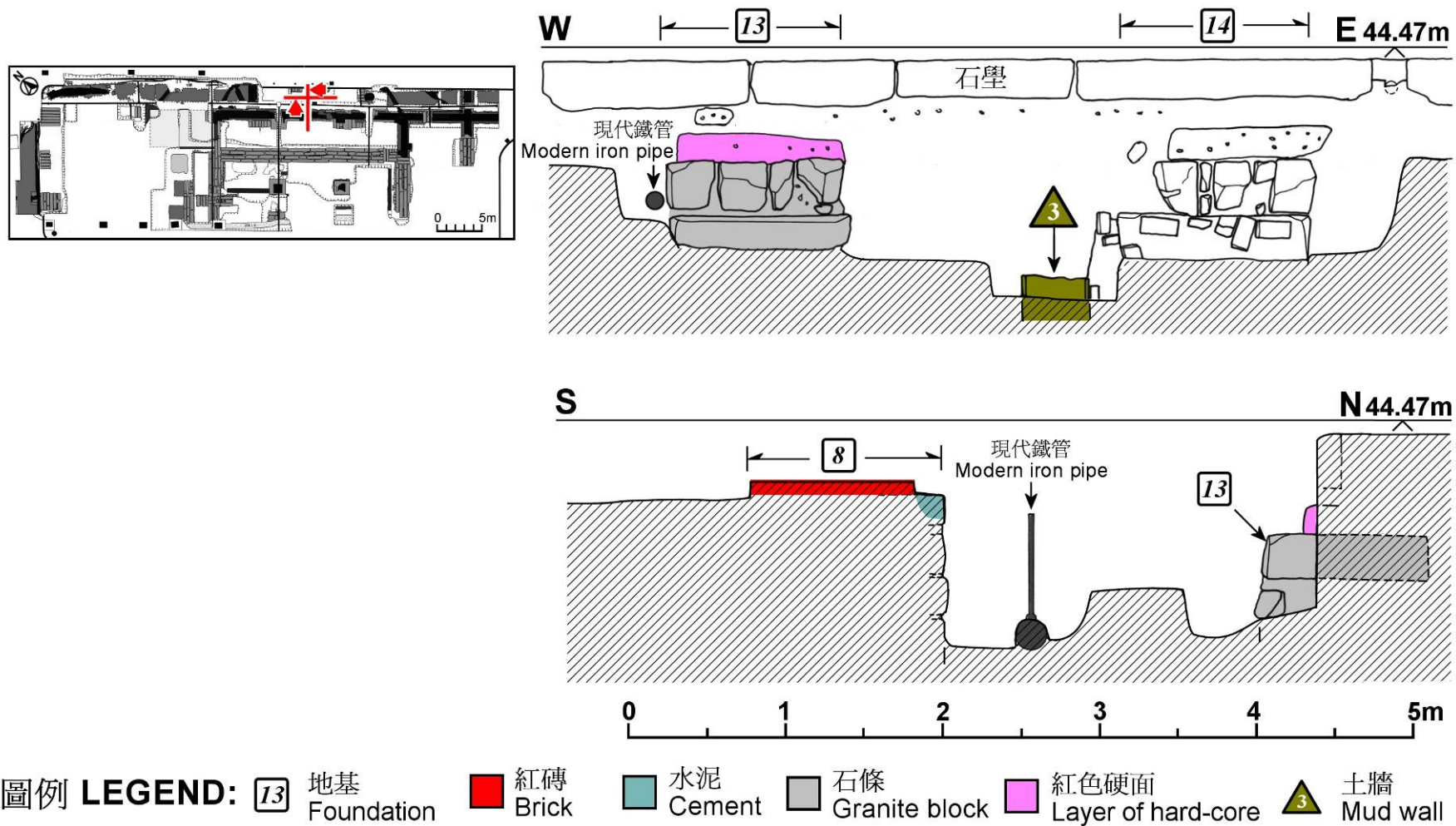


圖 28 牆基(13)側視圖

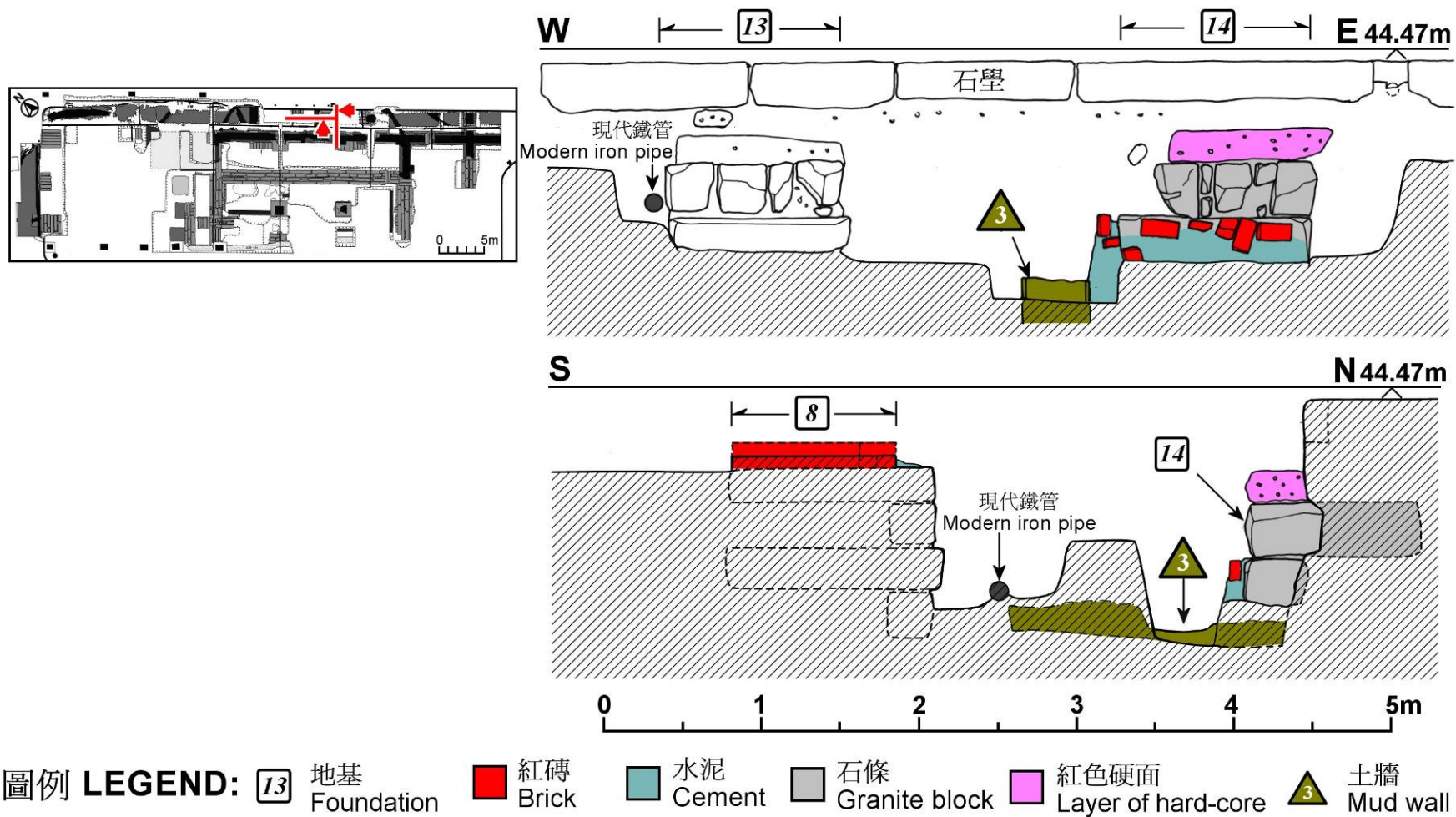


圖 29 牆基(14)側視圖



圖 30 地庫及 2007 年發現的主要遺跡

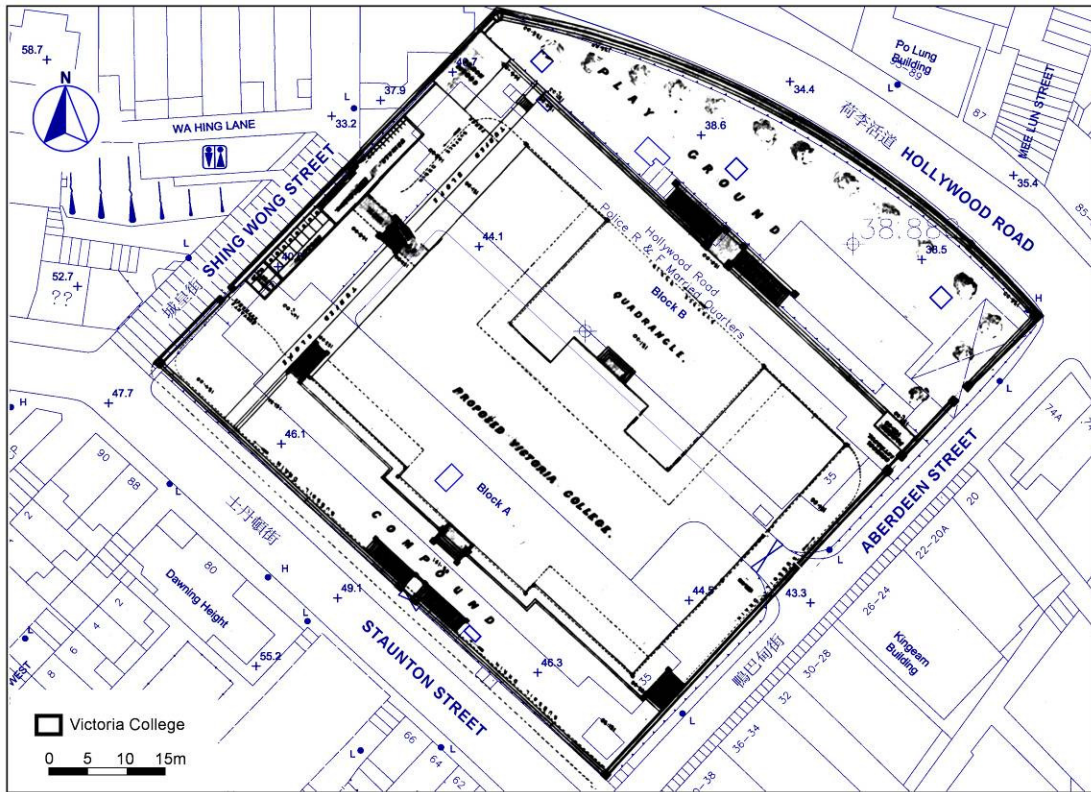


圖 31 1883 年中央書院平面圖標示於 1:1000 地圖

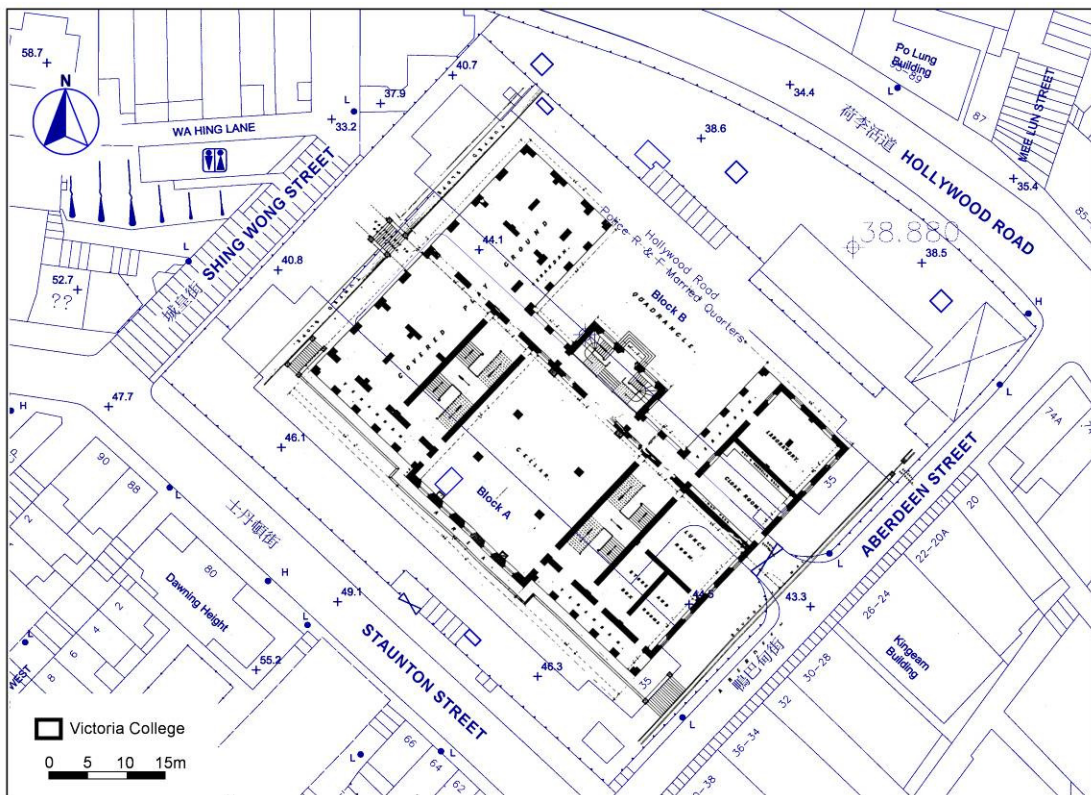


圖 32 1883 年地庫平面圖標示於 1:1000 地圖

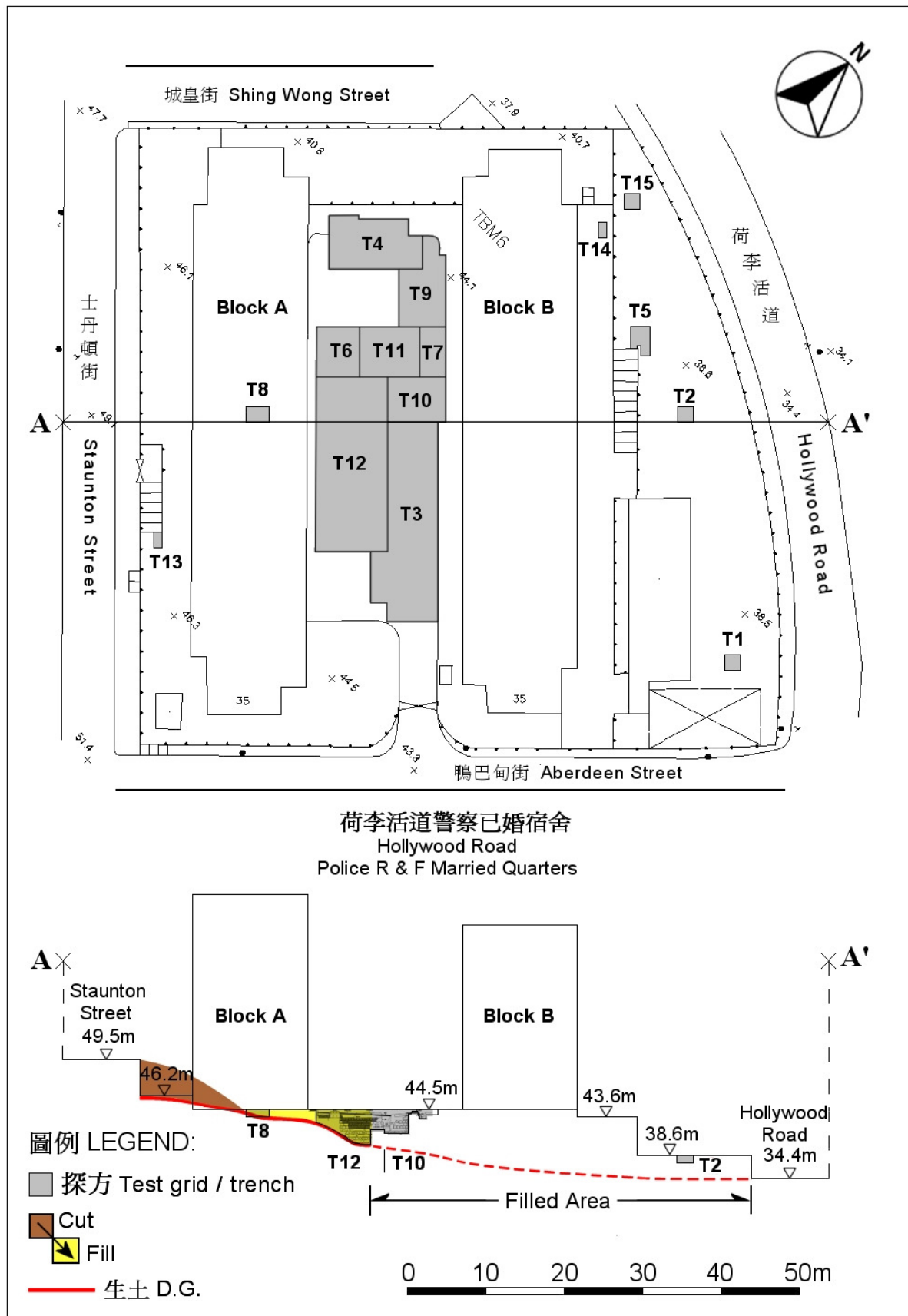


圖 33 2007 年確認的風化岩及填土範圍

附錄 B 照片

- | | |
|------------|---------------------------|
| 照片 1-2 | 發掘過程 |
| 照片 3 | 位於城隍街入口及鴨巴甸街小入口的花崗岩石級 |
| 照片 4 | 鴨巴甸街入口的花崗岩門柱 |
| 照片 5 | 士丹頓街入口的花崗岩門柱 |
| 照片 6 | 沿城隍街以粗石砌成的擋土牆及荷李活道石牆東端的角石 |
| 照片 7 | 第一及第二平台上經雕琢的角石 |
| 照片 8 | 第三平台西端的角石及士丹頓街入口的一段花崗岩石級 |
| 照片 9 | 連接第二及第四平台的一段花崗岩石級 |
| 照片 10 | 士丹頓街及鴨巴甸街的圍牆 |
| 照片 11 | T1 |
| 照片 12 | T2 |
| 照片 13 | T5 |
| 照片 14 | T15 |
| 照片 15 | T13 |
| 照片 16 | T8 |
| 照片 17 | T14 |
| 照片 18 | 原混泥土地面的遺跡 |
| 照片 19 | 地下渠道 D1 |
| 照片 20 | 地下渠道 D2 及 D3 |
| 照片 21 | 地下渠道 D4 及 D5 |
| 照片 22 | 牆基(1) |
| 照片 23 | 牆基(2) |
| 照片 24-26 | 牆基(3) |
| 照片 27 | 牆基(4) |
| 照片 28 | 牆基(5) |
| 照片 29 | 牆基(6) |
| 照片 30 | 牆基(7) |
| 照片 31 | 牆基(8) |
| 照片 32 | 牆基(9) |
| 照片 33 | 牆基(10) |
| 照片 34 | 牆基(11) |
| 照片 35 | 牆基(12) |
| 照片 36 | 牆基(13) |
| 照片 37 | 牆基(14) |
| 照片 38 | 板灰牆及白灰地面 |
| 照片 39 及 40 | 牆基(3)上的墨跡 |

照片 41 至 43 牆基(8)上的墨跡

照片 44 土牆(1)


照片 45 土牆(2)

照片 46 土牆(3)

照片 47 2007 年 7 月下旬在停車場範圍的發掘情況(東向西)



1.



3.



2.



4.

1. 宿舍 A、B 座間的停車場
2. & 3. 第一階段清理混泥土地面

4. 操場平台的探方發掘



1.



3.



2.



4.



5.



6.

1. & 2. 人手清理過程

3. 田野繪圖

4. 田野攝影

5. T6 人手清理後的第二層

6. T6 人手清理後的第三層



1.



4.



2.



5.



3.

1.- 3. 城隍街的花崗岩石級

4. & 5. 鴨巴甸街小入口的石級
(近荷李活道)



1.



2.



3.

1. - 3. 鴨巴甸街的花崗岩門柱



1.




2.



3.

1. - 3. 士丹頓街的花崗岩門柱




1.




4.



2.



5.



3.



6.

1. - 3. 城隍街粗石砌擋土牆

5. & 6. 荷李活道東端的角石


4. 荷李活道西端的角石



1.



4.



2.



5.



3.



6.

1. - 3. 第一平台西端的角石

6. 第二平台東端的角石

4. & 5. 第二平台西端的角石



1.



4.



2.



5.



3.




6.

1.-3. 第三平台西端的角石


4.-6. 士丹頓街入口的一段花崗岩石級



1. 連接第二及第四平台的一段花崗石級



2. 連接第二及第四平台的一段花崗石級



1.



4.



2.



5.



3.



6.

1. - 3. 士丹頓街圍牆

4. - 6. 鴨巴甸街圍牆



1.



4.



2.



5.



3.



6.

1. 清理混凝土表層後的 T1
2. T1 北壁 (自南向北)
3. T1 的遺跡 B,C 和 D (自東向西)

4. T1 西壁 (自東向西)
5. T1 遺跡 A (自南向北)
6. T1 遺跡 A 至 D (自東向西)



1.



2.



3.



4.



5.

1. 清理混凝土表層後的 T2 (自西向東)

2. 前方為 T1，後方為 T2 (自西向東)

3. T2 的長方形花崗石條 (自西向東)

4. T2 (自北向南)

5. T2 東壁(自西向東)



1.



4.



2.



5.



3.



6.

1. 擴方前的 T5 (自南向北)

2. 擴方後的 T5 (自北向南)

3. T5 的遺跡 A 和 B (自北向南)

4. 擴方前 T5 的西壁 (自西向東)

5. T5 的遺跡 A, B 和 C (自東向西)

6. T5 內的擋土牆 (自北向南)



1.



4.



2.



5.



3.



6.

1. T15 的東壁 (自西向東)
2. T15 的西壁 (自東向西)
3. T15 的外貌 (自東向西)

4. T15 的北壁 (自南向北)
5. T15 的南壁 (自北向南)
6. T15 的外貌 (自南向北)



1.



3.



2.



4.



5.

1. & 2. T13 的梯級 (自東向西)

3. T13 的西壁 (自東向西)

4. T13 的北壁 (自南向北)

5. T13 (自西向東)



1.



4.



2.



5.



3.



6.

- 1. T8 的外貌 (自北向南)
- 2. T8 的南壁 (自北向南)
- 3. T8 的北壁 (自南向北)

- 4. T8 的外貌 (自南向北)
- 5. T8 的西壁 (自東向西)
- 6. T8 的紅褐色原生風化岩石 (自北向南)



1.



2.



3.



4.

- 1. T14 的外貌 (自東向西)
- 2. T14 的西壁 (自東向西)

- 3. T14 的磚結構 (自北向南)
- 4. T14 的磚結構 (自北向南)



1.



3.



2.




4.

- 1. T9 的原混凝土地面 (自西向東)
- 2. 原混凝土地面的遺跡 (自北向南)

- 3. T9 的原混凝土地面 (自東向西)
- 4. 原混凝土地面的厚度 (自南向北)



1.



3.



2.



4.

1. D1 (自東向西)

2. 陶管及 D1 的內部 (自東向西)

3. 第一階段擴方前

4. D1 北部的陶管(自東向西)



1. D2 (自北向南)



2. D3 (自北向南)



1. D4 (自北向南)



2. D5 (自北向南)



1.



2.



3.

1. 牆基(1C) (自南向北)

2. 牆基(1) (自南向北)

3. 牆基(1B) (自南向北)



1. 俯瞰第一階段發掘時牆基(2) (自南向北)



2. 第一階段發掘時牆基(2) (自北向南)



1. 牆基(2)和牆基(3) (自東北向西南)



2. 牆基(2)和牆基(3) (自東向西)



1. 牆基(2)、牆基(3)和牆基(9) (自東向西)



2. 牆基(3) (自北向南)



1. 牆基(3)和牆基(9) (自東向西)



1. 牆基(4) (自北和南)



2. 牆基(4) (自東向西)



1.



2.



3.

1. 牆基(5) (自南向北)

3. 牆基(5) (自東向西)

2. 牆基(5) (自西向東)



1.



3.



2.



4.

1. 牆基(6)和牆基(7) (自南向北)

2. 牆基(6) (自南向北)

3. 俯瞰牆基(6) (自北向南)


4. 右方為牆基(6)，前方為牆基(9) (自西向東)



1.



3.



2.



4.



5.


1. 牆基(7) (自北向南)

2. 擴方後的牆基(7) (自北向南)


3. 牆基(7)的南端 (自南向北)

4. 牆基(7)的北端 (自東向西)

5. 牆基(7)的北端 (自西向東)



牆基 (8)



牆基(9)



1. 牆基(10) (自南向北)



2. 牆基(10) (自東向西)



1. 牆基(11) (自南向北)



2. 牆基(11) (自北向南)



1. 牆基(12) (自北向南)



1. 牆基(13) (自南向北)



2. 牆基(13) (自東向西)



1. 牆基(14) (自南向北)



1.

1.T12 白灰硬面 (自北向南)

2.T12 白灰硬面 (自南向北)



2.



3.

3. T7 白灰硬面 (自北向南)



1. 牆基(3)南面的墨跡 (自東向西)



2. 牆基(3)南面的墨跡 “5” (自西向東)



1. 牆基(3)南部的“2”,“3”,“4”及“5”墨跡 (自北向南)




5. 牆基(8)北面的“3”及“4”墨跡 (自北向南)



6. 牆基(8)北面的“3”及“4”墨跡 (自北向南)



7. 牆基(8)北面之“6”墨跡 (自北向南)



8. 牆基(8)北面之“6”墨跡 (自北向南)



9. 牆基(8)北面之“11”墨跡 (自北向南)



10. 牆基(8)支撐基礎上的中文字“又占至頂”墨跡 (自東向西頂視)



1.



3.



2.



4.

1. 土牆 (1) (自西向東)

2. - 4. 土牆 (1) (自南向北)



1. 土牆 (2) (自東向西)



2. 土牆 (2) (自北向南)



1.



4.



2.



5.



3.



6.

1. & 2. 土牆(3) (自南向北)

3. 土牆(3) (自西向東)

4. - 6. 土牆(3) (自東向西)



1. 2007 年 7 月下旬在停車場範圍的發掘情況 (自東向西)

附錄 C 表

表 1	重要器物
表 2	陶瓷地磚(探方 T3 第 3 層)
表 3	建築構件
表 4	瓷器
表 5	陶器
表 6	其他器物


表 1-重要器物



SF 號	描述	探方/探溝	層位
1	Tile (Black square Shape ceramic tile with floral pattern) 黑色底黃褐色花紋圖案方形瓷磚	T3	3
2	Tile (Black rectangle strip ceramic tile with floral pattern) 黑色底黃褐色花紋圖案長條形瓷磚	T3	3
3	Tile (Dark brown square Shape ceramic tile) 褐色方形瓷磚	T3	3
4	Tile (Dark brown pentagon strip Shape ceramic tile) 褐色五邊長條形瓷磚	T3	3
5	Tile (Dark brown hexagon Shape ceramic tile) 褐色六邊形瓷磚	T3	3
6	Tile (Dark brown strip Shape ceramic tile) 褐色長條形瓷磚	T3	3
7	Tile (Dark brown rectangle Shape ceramic tile) 褐色矩形瓷磚	T3	3
8	Tile (Dark brown square Shape ceramic tile) 褐色正方形瓷磚	T3	3
9	Tile (Yellowish brown triangle Shape ceramic tile, large size) 黃褐色三角形瓷磚 (大)	T3	3
10	Tile (Yellowish brown triangle Shape ceramic tile, medium size) 黃褐色三角形瓷磚 (中)	T3	3
11	Tile (Green triangle Shape ceramic tile, medium size) 綠色三角形瓷磚 (中)	T3	3
12	Tile (Dark brown triangle Shape ceramic tile, medium size) 深褐色三角形瓷磚 (中)	T3	3
13	Tile (Green triangle Shape ceramic tile, small size) 綠色三角形瓷磚 (小)	T3	3
14	Tile (Blue triangle Shape ceramic tile, medium size) 藍色三角形瓷磚 (中)	T3	3
15	Tile (Blue triangle Shape ceramic tile, small size) 藍色三角形瓷磚 (小)	T3	3
16	Tile (White triangle Shape ceramic tile, medium size) 白色三角形瓷磚 (中)	T3	3
17	Tile (White triangle Shape ceramic tile, small size) 白色三角形瓷磚 (小)	T3	3



SF 號	描述	探方/探溝	層位
18	Tile (Reddish brown square Shape ceramic tile with floral pattern) 紅褐色方形花紋圖案瓷磚	T3	3
19	Tile (Black square Shape ceramic tile with floral pattern) 黑色方形花紋圖案瓷磚	T3	3
20	Tiles (Triangle, square and strip encaustic ceramic tiles formed pattern) 等腰三角形、正方形及長條形圖案瓷磚組合	T3	3
21	Tiles (Triangle, square, and strip encaustic ceramic tiles formed pattern) 三角形、正方形及長條形圖案瓷磚組合	T3	3
22	Tiles (Triangle and encaustic ceramic tiles formed pattern) 三角形及圖案瓷磚組合	T3	3
23	Tiles (Triangle, strip and encaustic ceramic tiles formed pattern) 三角形、長條形及圖案瓷磚組合	T3	3
24	Tiles (Triangle and strip tiles formed pattern) 三角形及長條形瓷磚組合	T3	3
25	Tiles (Triangle tiles formed pattern) 三角形瓷磚組合	T3	3
26	Tiles (Triangle and pentagon? strip tiles formed pattern) 三角形、五角形及長條形瓷磚組合	T3	3
27	Tiles (Triangle and encaustic ceramic tiles formed pattern) 三角形及圖案瓷磚組合	T3	3
28	Tile (White and blue triangle Shape ceramic tile formed pattern) 白色及藍色三角形瓷磚組合	T3	3
29	Ceramic pipe 瓷管	T3	4
30	Blue and white porcelain 青花小碟	T3	4
31	Pot 壺	T3	4
32	Porcelain bowl 瓷碗	T5	4
33	Porcelain bowl 瓷碗	T7	4

SF 號	描述	探方/探溝	層位
34	Oil lamp 燈盞	T9	4
35	Blue and white porcelain spoon 青花匙	T9	4
36	Blue and white porcelain bowl 青花瓷碗	T9	4
37	Porcelain sherd 瓷器碎片	T9	4
38	Porcelain dish 瓷碟	T9	4
39	Porcelain dish 瓷碟	T9	4
40	Anonymous tool 不明器	T3	4
41	Lamp 燈盞	T5	4
42	Porcelain dish 瓷碟	T10	4
43	Blue and white porcelain bowl 青花瓷碗	T10	4
44	Blue and white porcelain cup 青花瓷杯	T6	4
45	Blue and white porcelain bowl 青花瓷碗	T6	4
46	Blue and white porcelain bowl 青花瓷碗	T6	4
47	Blue and white porcelain small cup 青花瓷杯	T6	4
48	Blue and white porcelain small cup 青花瓷杯	T6	4
49	Oil Lamp 燈盞	T6	4
50	Green glazed ceramic sherd 綠釉器碎片	T6	4
51	Fragment of plain baluster 素面欄杆殘件	T5	3
52	Fragment of plain baluster 素面欄杆殘件	T5	3

SF 號	描述	探方/探溝	層位
53	Fragment of baluster 欄杆殘件	T5	3
54	Fragment of building material 建築殘件	T6	3
55	Fragment of green glazed baluster 綠釉欄杆殘件	T6	3
56	Fragment of plain baluster 素面欄杆殘件	T6	3
57	Glazed ceramic bottle 瓷壺	T9	3
58	Fragment of plain baluster 素面欄杆殘件	Near wall foundation 10	3
59	Bronze coin 銅錢	T4	4
60	Bronze coin 銅錢	T4 Ext	4
61	Bronze coin 銅錢	T12	4
62	Bronze coin 銅錢	T12	4
63	Bronze coin 銅錢	T12	4
64	Bronze coin 銅錢	T12	4
65	Bronze coin 銅錢	T12	4
66	Bronze coin 銅錢	T12	4
67	Tile (Triangle and encaustic ceramic tiles formed pattern) 三角形及圖案瓷磚組合	T3	3
68	Fragment of stone building material 石建築殘件	T14	3
69	Ceramic jar 瓷壺	T3	3
70	Tile (Brown trapezium ceramic tile) 褐色梯形瓷磚	T3	3
71	Tile (Brown trapezium ceramic tile) 褐色梯形瓷磚	T3	3

重要器物 SF1 黑色底黃褐色花紋圖案方形瓷磚 SF1: Tile (Black square shape ceramic tile with floral pattern)			
			
Colour	Black background with yellowish brown pattern	Dimension	L: 5.4cm W: 5.4cm T: 1.3cm
Shape	Square		
Pattern	Encaustic	Impressed Back Mark	N/A
Remarks	Complete		

重要器物 SF2 黑色底黃褐色花紋圖案長條形瓷磚 SF2: Tile (Black rectangle strip ceramic tile with floral pattern)		SF2 背面拓片 Rubbing of the back of SF2	
			
Colour	Yellowish brown and black background with yellowish brown pattern	Dimension	L: 15.2cm W: 3.8cm T: 1.3cm
Shape	Strip		
Pattern	Encaustic	Impressed Back Mark	MINTON, HOLLINS, & Co; STOKE ON TRENT 9 BSBD
Remarks	Complete		

重要器物 SF3 褐色方形瓷磚 SF3: Tile (Dark brown square shape ceramic tile)		SF3 背面拓片 Rubbing of the back of SF3	
			
Colour	Dark brown	Dimension	L: 7.9cm W: 7.9cm T: 1.3cm
Shape	Square		
Pattern	Monochrome	Impressed Back Mark	MINT[ON] HOLLINS & STO[KE] ON T[RE]NT. 70 RC
Remarks	Complete		

重要器物 SF4 褐色五邊長條形瓷磚 SF4: Tile (Dark brown pentagon strip shape ceramic tile)		SF4 背面拓片 Rubbing of the back of SF4	
			
Colour	Dark brown	Dimension	L: 13.9cm W: 5.7cm T: 1.2cm
Shape	Pentagon strip shape		
Pattern	Monochrome	Impressed Back Mark	MINTON HOLLINS, & Co; STOKE ON TRENT 99B
Remarks	Complete with minor defects on one edge		

重要器物 SF5 褐色六邊形瓷磚
 SF5: Tile (Dark brown hexagon shape ceramic tile)



Colour	Dark brown	Dimension	L: 15.5cm W: 8.0cm T: 1.3cm
Shape	Hexagon shape		
Pattern	Monochrome	Impressed Back Mark	N/A
Remarks	Complete		



重要器物 SF6 褐色長條形瓷磚
 SF6: Tile (Dark brown strip shape ceramic tile)







SF6 背面拓片
 Rubbing of the back of SF6




Colour	Dark brown	Dimension	L: 14.8cm W: 5.0cm T: 1.3cm
Shape	Strip		
Pattern	Monochrome	Impressed Back Mark	MINTON [HOLLINS] PATENT T[HE] WORKS
Remarks	Broken		

重要器物 SF7 褐色矩形瓷磚 SF7: Tile (Dark brown rectangle shape ceramic tile)		SF7 背面拓片 Rubbing of the back of SF7	
			
Colour	Dark brown	Dimension	L: 14.9cm W: 12.6cm T: 1.3cm
Shape	Rectangle		
Pattern	Monochrome	Impressed Back Mark	[MI]NTON, [HO]LLINS, [P]ATENT [TI]LE WORKS [ST]OKE ON [TR]ENT 2 BD
Remarks	Lower right hand corner is broken		

重要器物 SF8 褐色正方形瓷磚 SF8: Tile (Dark brown square shape ceramic tile)		SF8 背面拓片 Rubbing of the back of SF8	
			
Colour	Dark brown	Dimension	L: 11.3cm W: 11.3cm T: 1.3cm
Shape	Square		
Pattern	Monochrome	Impressed Back Mark	MINTON, HOLLINS, & Co; STOKE ON TRENT No [?] B[?]
Remarks	Complete		

重要器物 SF9 黃褐色三角形瓷磚 (大) SF9: Tile (Yellowish brown triangle shape ceramic tile, large size)		SF9 背面拓片 Rubbing of the back of SF9	
			
Colour	Yellowish brown	Dimension	L: 10.7cm W: 5.5cm T: 1.3cm
Shape	Triangle		
Pattern	Monochrome	Impressed Back Mark	MINTON HOLLINS & Co 1/2 70B
Remarks	Complete		

重要器物 SF10 黃褐色三角形瓷磚（中） SF10: Tile (Yellowish brown triangle shape ceramic tile, medium size)		SF10 背面拓片 Rubbing of the back of SF10	
			
Colour	Yellowish brown	Dimension	L: 7.1cm W: 3.7cm T: 1.3cm
Shape	Triangle		
Pattern	Monochrome	Impressed Back Mark	MINTON
Remarks	Complete		

重要器物 SF11 綠色三角形瓷磚（中） SF11: Tile (Green triangle shape ceramic tile, medium size)			
			
Colour	Green	Dimension	L: 7.1cm W: 3.7cm T: 1.3cm
Shape	Triangle		
Pattern	Monochrome	Impressed Back Mark	N/A
Remarks	Complete		

重要器物 SF12 深褐色三角形瓷磚（中）

SF12: Tile (Dark brown triangle shape ceramic tile, medium size)





Colour	Dark brown	Dimension	L: 7.1cm W: 3.7cm T: 1.3cm
Shape	Triangle		
Pattern	Monochrome	Impressed Back Mark	N/A
Remarks	Complete		



重要器物 SF13 綠色三角形瓷磚（小）



SF13: Tile (Green triangle shape ceramic tile, small size)







Colour	Green	Dimension	L: 5.0cm W: 2.5cm T: 1.3cm
Shape	Triangle		
Pattern	Monochrome	Impressed Back Mark	N/A
Remarks	Complete		


重要器物 SF14 藍色三角形瓷磚（中） SF14: Tile (Blue triangle shape ceramic tile medium size)		SF14 背面拓片 Rubbing of the back of SF14	
			
Colour	Blue	Dimension	L: 7.1cm W: 3.7cm T: 1.3cm
Shape	Triangle		
Pattern	Monochrome	Impressed Back Mark	[?] Co B16W
Remarks	Complete		

重要器物 SF15 藍色三角形瓷磚（小） SF15: Tile (Blue triangle shape ceramic tile small size)		SF15 背面拓片 Rubbing of the back of SF15	
			
Colour	Blue	Dimension	L: 5.0cm W: 2.5cm T: 1.3cm
Shape	Triangle		
Pattern	Monochrome	Impressed Back Mark	M, H, & Co [?]16W
Remarks	Complete		

重要器物 SF16 白色三角形瓷磚 (中) SF16: Tile (White triangle shape ceramic tile medium size)		SF16 背面拓片 Rubbing of the back of SF16	
			
Colour	White	Dimension	L: 7.1cm W: 3.7cm T: 1.3cm
Shape	Triangle		
Pattern	Monochrome	Impressed Back Mark	M[,]H & Co [?]6W
Remarks	Complete		

重要器物 SF17 白色三角形瓷磚 (小) SF17: Tile (White triangle shape ceramic tile small size)		SF17 背面拓片 Rubbing of the back of SF17	
			
Colour	White	Dimension	L: 5.0cm W: 2.5cm T: 1.3cm
Shape	Triangle		
Pattern	Monochrome	Impressed Back Mark	[?] & Co 1[?]
Remarks	Complete		

重要器物 SF18 紅褐色方形花紋圖案瓷磚 SF18: Tile (Reddish brown square shape ceramic tile with floral pattern)		SF18 背面拓片 Rubbing of the back of SF18	
			
Colour	Reddish brown square Shape ceramic tile with yellowish brown pattern	Dimension	L: 5.4cm W: 5.4cm T: 1.3cm
Shape	Square		
Pattern	Encaustic	Impressed Back Mark	MINTON HOLLINS, & Co R NO 13 BNC
Remarks	Complete		

重要器物 SF19 黑色方形花紋圖案瓷磚 SF19: Tile (Black square shape ceramic tile with floral pattern)			
			
Colour	Black ground with yellowish brown pattern	Dimension	L: 7.8cm W: 7.8cm T: 1.3cm
Shape	Square		
Pattern	Encaustic	Impressed Back Mark	N/A
Remarks	Complete		

重要器物 SF20 三角形、正方形及長條形圖案瓷磚組合
 SF20: Tile (Triangle, square and strip encaustic ceramic tiles formed pattern)



Colour	Brown/ White and blue/Encaustic	Dimension	Complex
Layout	Three white triangular tiles (should be four) surrounded a blue triangular tile into a big triangular tile laid with square and encaustic tiles		
Remarks	Broken. Similar tiles as SF2/SF8/SF14/SF16	Impressed Back Mark	Mortar on back

重要器物 SF21 三角形、正方形及長條形圖案瓷磚組合
 SF21: Tile (Triangle, square and strip encaustic ceramic tiles formed pattern)



Colour	Brown/Dark brown/White and blue/ Encaustic	Dimension	Complex
Layout	Similar to SF20		
Remarks	Broken. Similar tiles as SF2/SF8/SF14/SF16	Impressed Back Mark	Mortar on back

重要器物 SF22 三角形及圖案瓷磚組合
 SF22: Tile (Triangle and encaustic ceramic tiles formed pattern)



Colour	Yellowish brown/ Green/ Encaustic	Dimension	Complex
Layout	Square encaustic tile is placed in the middle surrounded by four green triangular tiles. Four larger yellowish brown tiles surrounded the outer layer to form a larger square.		
Remarks	Broken. Similar tiles as SF1/SF10/SF13	Impressed Back Mark	Mortar on back

重要器物 SF23 三角形、長條形及圖案瓷磚組合
 SF23: Tile (Triangle, strip and encaustic ceramic tiles formed pattern)




Colour	Dark brown/ White/ Blue/ Encaustic	Dimension	Complex
Layout	Three white triangular tiles surrounded a blue triangular tile and formed a big triangular tile. Two rows laid with strip tiles	Impressed Back Mark	Mortar on back
Remarks	Broken. Similar tiles as SF2/SF14/SF16		

重要器物 SF24 三角形及長條形瓷磚組合
SF24: Tile (Triangle and strip tiles formed pattern)




Colour	Yellowish brown/ Dark brown	Dimension	Complex
Layout	Two triangular tiles laterally placed in a row with strip tiles attached		
Remarks	Broken. Similar tiles as SF10	Impressed Back Mark	Mortar on back

重要器物 SF25 三角形瓷磚組合
SF25: Tile (Triangle tiles formed pattern)



Colour	White/ Green	Dimension	Complex
Layout	Three triangular tiles are placed to form a square		
Remarks	Broken. Similar tiles as SF11/SF16	Impressed Back Mark	Mortar on back

重要器物 SF26 三角形、五角形及長條形瓷磚組合
 SF26: Tile (Triangle and pentagon, strip tiles formed pattern)




Colour	White/ Blue/ Brown	Dimension	Complex
Layout	Three triangular tiles are placed together with a broken pentagon strip tile		
Remarks	Broken. Similar tiles as SF4/SF15/SF17	Impressed Back Mark	Mortar on back



重要器物 SF27 三角形及圖案瓷磚組合
 SF27: Tile (Triangle and encaustic ceramic tiles formed pattern)




SF27 背面拓片
 Rubbing of the back of SF27



Colour	Green/ Encaustic	Dimension	Complex
Layout	Two triangular tiles are attached with an encaustic ceramic tile		
Remarks	Complete. Similar tiles as SF1/SF13	Impressed Back Mark	MINTON EN DB

重要器物 SF28 白色及藍色三角形瓷磚組合 SF28: Tile (White and blue triangle shape ceramic tile formed pattern)		SF28 背面拓片 Rubbing of the back of SF28	
			
Colour	White/Blue	Dimension	L: 5.5cm W: 5.2cm T: 1.3cm (Both triangle tiles have same dimension)
Shape	Triangle		
Pattern	Monochrome	Impressed Back Mark	M, H, & Co; B16W
Remarks	Complete. Similar tiles as SF15/SF17		

重要器物 SF29 瓷管 SF29: Ceramic pipe			
			
Colour and Description	Light yellow with incised line on one end	Dimension	L:5.2cm T:0.8cm
Remarks	Broken		

重要器物 SF30 青花小碟

SF30: Blue and white porcelain dish



Colour	Blue and white porcelain	Dimension	RD: 8cm RH: 3.3cm
Description	Rim with floral pattern		
Remarks	Broken rim		

重要器物 SF31 壺

SF31: Pot



Colour	Brown glazed	Dimension	RD:3cm RH:8.6cm
Description	Two pieces of pot with broken handle		
Remarks	Broken. Impressed with "YNAND FO AMSTER" on exterior.		

重要器物 SF32 瓷碗
SF32: Porcelain bowl



Colour	White	Dimension	RD:12cm RH:6.3cm
Description	Rim and base. Base printed with "GIFUKEN JAPA"		
Remarks	Broken		

重要器物 SF33 瓷碗
SF33: Porcelain bowl



Colour	Under glazed green	Dimension	RD:14cm RH:6cm
Description	Four pieces		
Remarks	Broken		

重要器物 SF34 燈盞

SF34: Oil lamp



Colour	Dark brown glazed	Dimension	RD:5.4cm RH:2.5cm
Description	A broken piece of an oil lamp		
Remarks	Broken		

重要器物 SF35 青花匙

SF35: Blue and white porcelain spoon



Colour	Blue and white porcelain	Dimension	L:6.5cm W:4.9cm
Remarks	Broken		

重要器物 SF36 青花瓷碗
SF36: Blue and white porcelain bowl



Colour	Blue and white porcelain	Dimension	RD:13cm RH:7.3cm
Description	Rim sherd with exterior decoration		
Remarks	Broken		

重要器物 SF37 瓷器碎片
SF37: Porcelain sherd



Colour	White	Dimension	L:7.5cm W:8cm
Description	Body sherd with exterior decoration		
Remarks	Broken		

重要器物 SF38 瓷碟
SF38: Porcelain dish





Colour	White	Dimension	L:6cm W:5.7cm
Description	Base sherd with interior decoration		
Remarks	Broken		

重要器物 SF39 瓷碟
SF39: Porcelain dish



Colour	White	Dimension	RD:24cm
Description	Rim sherd with interior decoration		
Remarks	Broken		

重要器物 SF40 不明器 SF40: Anonymous tool			
			
Colour	Brown	Dimension	L:10.2cm T:1.2cm
Description	Anonymous tool with a 'X' mark on one side		
Remarks	Broken bone?		

重要器物 SF41 燈盞 SF41: Lamp			
			
Colour	Under glazed grey	Dimension	RD:7.8cm RH:2cm
Description	Rim sherd of a lamp		
Remarks	Broken		

重要器物 SF42 瓷碟
SF42: Porcelain dish



Colour	White	Dimension	RD:18cm
Description	Rim sherd with interior decoration		
Remarks	Broken		

重要器物 SF43 青花瓷碗
SF43: Blue and white porcelain bowl



Colour	Blue and white porcelain	Dimension	RD:13cm
Description	Rim sherd with exterior decoration		
Remarks	Broken		

重要器物 SF44 青花瓷杯

SF44: Blue and white porcelain cup



Colour	Blue and white porcelain	Dimension	RD:8cm RH:4cm
Description	Sherd with interior and exterior decoration		
Remarks	Broken		

重要器物 SF45 青花瓷碗

SF45: Blue and white porcelain bowl




Colour	Blue and white porcelain	Dimension	RD:15cm RH:4.2cm
Description	Sherd with exterior decoration		
Remarks	Broken		

重要器物 SF46 青花瓷碗 SF46: Blue and white porcelain bowl			
			
Colour	Blue and white porcelain	Dimension	RD:13cm RH:5.5cm
Description	Sherd with interior and exterior decoration		
Remarks	Broken		

重要器物 SF47 青花瓷杯 SF47: Blue and white porcelain cup			
			
Colour	Blue and white porcelain	Dimension	RD:4cm RH:2cm
Description	Sherd with interior and exterior decoration		
Remarks	Broken		
重要器物 SF48 青花瓷杯			


SF48: Blue and white porcelain cup



Colour	Blue and white porcelain	Dimension	RD:4cm RH:2cm
Description	Sherd with interior and exterior decoration		
Remarks	Broken		

重要器物 SF49 燈盞

SF49: Oil lamp



Colour	Green glazed	Dimension	RD:7cm RH:2cm
Description	Upper part of the oil lamp		
Remarks	Broken		

重要器物 SF50 綠釉器碎片
SF50: Green glazed ceramic sherd



Colour	Green glazed	Dimension	RD:4.5cm RH:7cm
Description	Upper part of a green glazed ceramic		
Remarks	Broken		

重要器物 SF51 素面欄杆殘件
SF51: Fragment of plain baluster



Colour	Brown	Dimension	RH:18cm
Description	Broken on two ends, part of base seen on one end		
Remarks	Broken		

重要器物 SF52 素面欄杆殘件
SF52: Fragment of plain baluster




Colour	Brown	Dimension	Broken
Description	Two pieces of baluster and cannot determine their part		
Remarks	Broken		

重要器物 SF53 欄杆殘件
SF53: Fragment of baluster



Colour	Brown	Dimension	L:25cm W:22cm
Description	Upper part of baluster		
Remarks	Broken		

重要器物 SF54 建築殘件 SF54: Fragment of building material			
			
Colour	Grey	Dimension	L:13.5cm W:13cm RH:14cm
Description	Part of a building material		
Remarks	Broken		

重要器物 SF55 綠釉欄杆殘件 SF55: Fragment of green glazed baluster			
			
Colour	Green glazed	Dimension	RD:7.3cm BD:9.7cm RH:17.5cm
Description	Baluster in tube shape		
Remarks	Broken		

重要器物 SF56 素面欄杆殘件
SF56: Fragment of plain baluster



Colour	Brown	Dimension	Broken
Description	Part of a baluster		
Remarks	Broken		

重要器物 SF57 瓷壺
SF57: Ceramic jar




Colour	Brown	Dimension	H:12.4cm RD:5cm BD:8.1cm
Description	Brown glazed on top half and yellowish brown on bottom half		
Remarks	Complete		

重要器物 SF58 素面欄杆殘件
SF58: Fragment of plain baluster



Colour	Brown	Dimension	L(upper part):9.5cm W(lower part):11cm L(Base):18.9cm H:18.5cm
Description	Bottom part of baluster with square base.		
Remarks	Complete		


重要器物 SF59 銅錢
SF59: Bronze coin



Material	Bronze	Dimension	D:15mm T:1mm
Description	Bronze coin		
Remarks	Complete.		

重要器物 SF60 銅錢


SF60: Bronze coin



Material	Bronze	Dimension	D:26mm T:2mm
Description	Bronze coin		
Remarks	Complete.		

重要器物 SF61 銅錢


SF61: Bronze coin



Material	Bronze	Dimension	D:22mm T:2mm
Description	Bronze coin		
Remarks	Complete.		

重要器物 SF62 銅錢

SF62: Bronze coin



Material	Bronze	Dimension	D:15mm T:1mm
Description	Bronze coin		
Remarks	Complete.		

重要器物 SF63 銅錢


SF63: Bronze coin



Material	Bronze	Dimension	D:15mm T:1mm
Description	Bronze coin		
Remarks	Complete.		

重要器物 SF64 銅錢

SF64: Bronze coin




Material	Bronze	Dimension	D:24mm T:1mm
Description	Bronze coin		
Remarks	Incomplete.		


重要器物 SF65 銅錢

SF65: Bronze coin



Material	Bronze	Dimension	D:15mm T:2mm
Description	Bronze coin		
Remarks	Complete.		

重要器物 SF66 銅錢 SF66: Bronze coin			
			
Material	Bronze	Dimension	D:16mm T:2mm
Description	Bronze coin		
Remarks	Complete.		

重要器物 SF67 三角形瓷磚及圖案組合 SF67: Tile (Triangle and encaustic ceramic tiles formed pattern)			
			
Colour	Yellowish brown/ Dark brown/Encaustic	Dimension	Complex
Layout	Square encaustic tile is placed in the middle and surrounded by four yellowish brown tiles. Four larger dark brown tiles surrounded the outer layer to form a larger square.		
Pattern	Similar with SF22	Impressed Back Mark	Mortar on back
Remarks	Broken. Similar tiles as SF12/SF18		
重要器物 SF68 石建築殘件			

SF68: Fragment of stone building material



Colour	Grey	Dimension	L:44cm W:33cm H:15.5cm
Description	Stone building material with two rectangles		Impressed Back Mark
Remarks	Broken		

重要器物 SF69 瓷壺
SF69: Ceramic jar



Colour	Light brown	Dimension	RD:5.3cm BD:8cm H:14cm
Description	Light brown glazed on top half and yellowish brown on bottom half		Impressed Back Mark
Remarks	Complete		

重要器物 SF70 褐色梯形瓷磚
SF70: Tile (Brown trapezium ceramic tile)



Colour	Light brown	Dimension	L:10.5cm W:5.5cm T:1.3cm
Description	Trapezium		
Remarks	Complete	Impressed Back Mark	N/A

重要器物 SF71 褐色梯形瓷磚
SF71: Tile (Brown trapezium ceramic tile)



Colour	Light brown	Dimension	L:10.5cm W:5.5cm T:1.3cm
Description	Trapezium		
Remarks	Complete	Impressed Back Mark	N/A

表 2-陶瓷地磚(探方 T3 第 3 層)

類別	綠色	藍色	黃褐色	褐色	白色	圖案	瓷磚組合	總數
三角形〔大〕 10.7x5x1.3 厘米			99	3				102
三角形〔中〕 7.1x3.7x1.3 厘米	51	19	16	25	177			288
三角形〔小〕 5.0x2.5x1.3 厘米	24	107	22		34			187
六邊形〔大〕 15.5x8.0x1.3 厘米				33				33
正方形〔大〕 11.3x11.3x1.3 厘米				19				19
正方形〔小〕 7.9x7.9x1.3 厘米				55				55
長方形〔大〕 14.9x12.6x1.3 厘米				44				44
長方形〔中〕 14.8x5.0x1.3 厘米				2				2
長條形 15.2x3.8x1.3 厘米				99				99
梯形 10.5x5.5x1.3 厘米				3				3
五邊形 13.9x5.7x1.2 厘米				47				47
黑色底黃褐色花紋圖案長條形瓷磚 15.2x3.8x1.3 厘米*						127		127
黑色底黃褐色花紋圖案方形瓷磚 7.8x7.8x1.3 厘米*						31		31
黑色底黃褐色花紋圖案方形瓷磚 5.4x5.4x1.3 厘米*						11		11
紅褐色黃褐色花紋圖案方形瓷磚 5.4x5.4x1.3 厘米*						24		24
碎片	14	22	91	508	56		164	855
總數	89	148	228	838	267	193	164	1927

*註：有關圖案瓷磚組合，請參閱表一內的 SF1，SF2，SF18 及 SF19。

表 3-建築構件

類別	T1	T2	T3		T4		T5	T6		T7		T9		T10	T11	T12	T14	總數
	第 4 層	第 4 層	第 3 層	第 4 層	第 3 層	第 4 層	第 4 層	第 3 層	第 4 層	第 3 層	第 4 層	第 3 層	第 4 層	第 4 層	第 3 層	第 3 層	第 2 層	
扁平瓷磚	1			28		66	1											96
陶片				2			1											3
紅色半柱形 瓦片				4		11	3		13		5		13	1				50
紅色正方形 瓦瓷磚				3		9								4				16
白釉瓷磚					2		1					3						6
陶製排水管					17		6	11		1		14			1			50
殘建築構件		1			2		4	3				1	2			1	1	15
墊層殘件						1												1
陶欄杆殘件			1				14	1				1			1			18
瓷磚			請參閱 表 2					2										2
總數	1	1	1	37	21	87	30	17	13	1	5	19	15	5	2	1	1	257

表 4 - 瓷器

類別	T1	T2	T3		T4		T5	T6		T7		T9		T10		T11		總數
	第 4 層	第 4 層	第 3 層	第 4 層	第 3 層	第 4 層	第 4 層	第 3 層	第 4 層	第 3 層	第 4 層	第 3 層	第 4 層	第 3 層	第 4 層	第 3 層	第 4 層	
青花瓷片	14	2		66		46	113		72		30		39		11		16	409
西式瓷片				3		3	5		3		1		5		3			23
圓柱形物件			3				3	9		2		1		2				20
燈盞	1						1											2
管				1														1
其他瓷片	54	5	10		18		87	9		6		2		3		12		206
總數	69	7	13	70	18	49	209	18	75	8	31	3	44	5	14	12	16	661

表 5-陶器


類別	T1	T2	T3	T4	T5	T6	T7	T9	T10	T11	總數
	第 4 層	第 4 層	第 4 層	第 4 層	第 4 層	第 4 層	第 4 層	第 4 層	第 4 層	第 4 層	
黑釉陶片	6	4	15	57	53	44	20	49	12		260
綠釉陶片	4	10	3	3	10	13	1	6	1	1	52
綠釉壺						1					1
綠釉雕塑	2										2
綠釉燈盞						1					1
紅釉雕塑											1
白釉陶片						2					2
藍釉雕塑					2						2
褐釉陶片		2	6	2		25		34			69
褐黃釉陶片	2		1					4			7
褐黃釉瓶〔完整〕			1					1			2
灰陶片	3	4	3	31	11	17	10	13		1	93
燈盞	1		2								3
黃褐色陶片			1								1
紅色陶片				2							2
紅色圓柱形物體				1							1
碗				2	1	10	1	4			18
煙斗	1										1
總數	19	20	32	98	77	113	32	111	13	3	518

表 6-其他器物


類別	T1	T2	T3		T4		T5		T6		T7	T9	T10	T11	T12	總數
	第 4 層	第 4 層	第 3 層	第 4 層	第 3 層	第 4 層	第 3 層	第 4 層	第 3 層	第 4 層	第 3 層	第 3 層	第 3 層	第 3 層	第 4 層	
石件							1									1
玉件										1						1
骨器				1												1
玻璃	1	1	6		8			3			1	4	1	1		26
銅錢						2									6	8
鐵片		1			2			2			2					7
貝殼			2		1			2	1							6
現代物件		2			1											3
總數	1	4	8	1	12	2	1	7	1	1	3	4	1	1	6	53

附錄 D 歷史照片及圖則

D1	該址於 1949 年的航空照
D2	該址近期的航空照
D3	維多利亞書院及城隍街西南角
D4	維多利亞書院及鴨巴甸街東南角
D5	維多利亞書院的主樓及其操場
D6	皇仁書院，從荷李活道南面所攝
D7	維多利亞書院的主樓
D8	主樓及鴨巴甸街入口，攝於 1905 年 3 月 9 日
D9	攝於門廊
D10	皇仁書院職員，攝於 1905 年，估計是主樓的南入口
D11	在皇仁書院大禮堂內舉行的考試，攝於 1903 年
D12	在上層操場進行的體育課，攝於 1939 年
D13	拔河，攝於 1905 年，在皇仁書院內通往上層操場的正門
D14	1856 年擬建中央書院(維多利亞書院)的位置圖
D15	1883 年擬建維多利亞書院平面圖
D16	1883 年擬建維多利亞書院地庫圖
D17	1883 年擬建維多利亞書院地下圖
D18	1883 年擬建維多利亞書院第一層圖
D19	1883 年擬建維多利亞書院高度及側視圖
D20	1889 年維多利亞書院位置圖
D21	1901 年皇仁(維多利亞書院)位置圖
D22	1910 年皇仁(維多利亞書院)位置圖
D23	1936 年皇仁(維多利亞書院)位置圖
D24	1950 年警察宿舍的平面及渠道圖則
D25	1950 年警察宿舍的立面圖
D26	1950 年警察宿舍 A 座地基圖則
D27	1950 年警察宿舍 B 座地基圖則
D28	1950 年警察宿舍內，擋土牆毀壞部分重建方法的圖則
D29	1981 年中區少年警訊會址的圖則
D30	1981 年中區少年警訊會址的立面及平面圖



1. 該址於 1949 年的航空照



2. 該址近期的航空照




3.




4.



5.



6.



7.



8.


3. 維多利亞書院及城隍街西南角 (MH Photo #P1964.0019)
4. 維多利亞書院及鴨巴甸街東南角 (MH Photo #P1976.0145)
5. 維多利亞書院的主樓及其操場 (MH Photo#P1972.0059)
6. 皇仁書院，從荷李活道南面所攝 (Gwenneth & John Stokes: *Queens College - Its History 1862-1927*, The Standard Press Ltd, 1987, p.35)
7. 維多利亞書院的主樓 (MH Photo#P1972.0142)
8. 主樓及鴨巴甸街入口，攝於1905年3月9日 (*Queen's College - Its History 1862-1987*, p.58)




9.




10.



11.

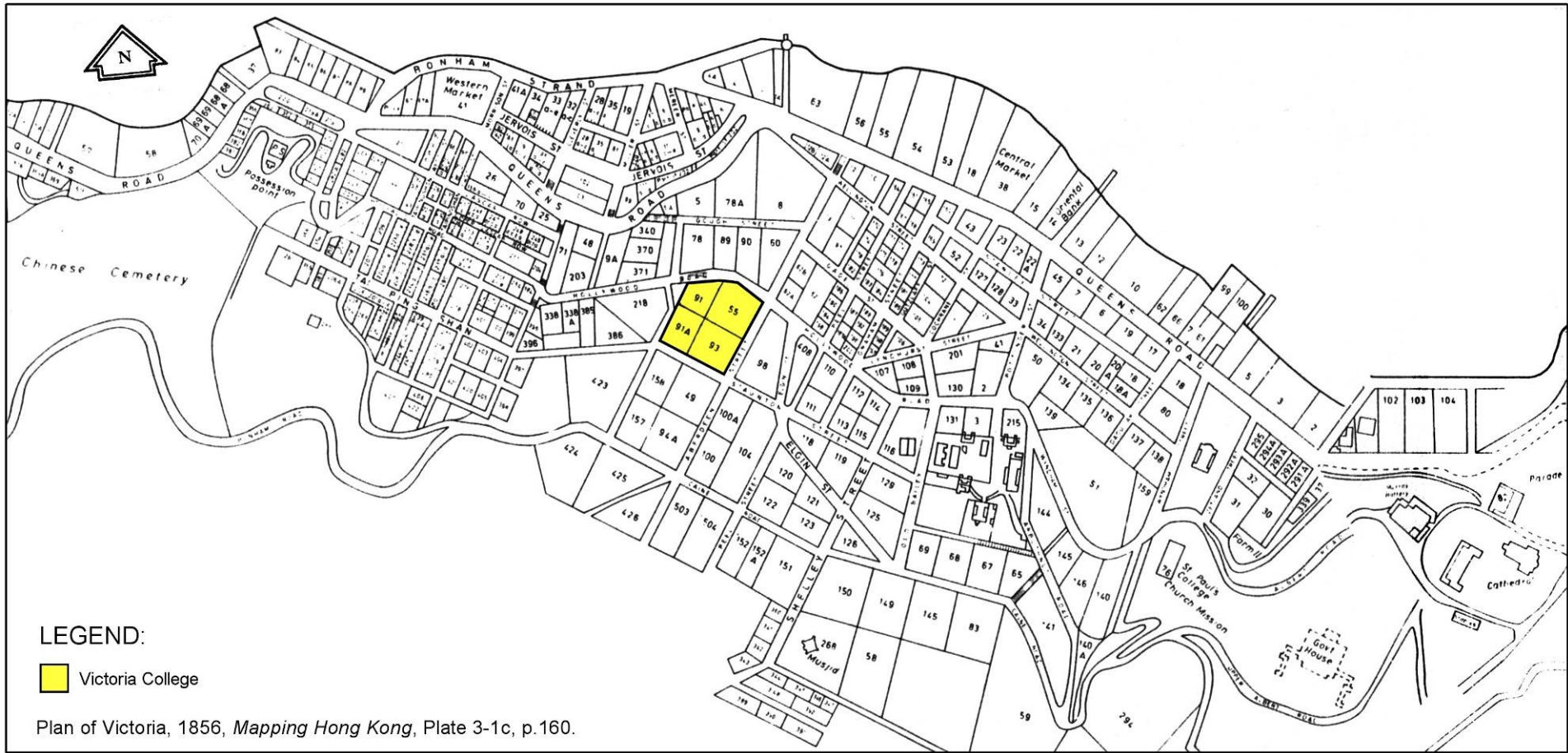


12.

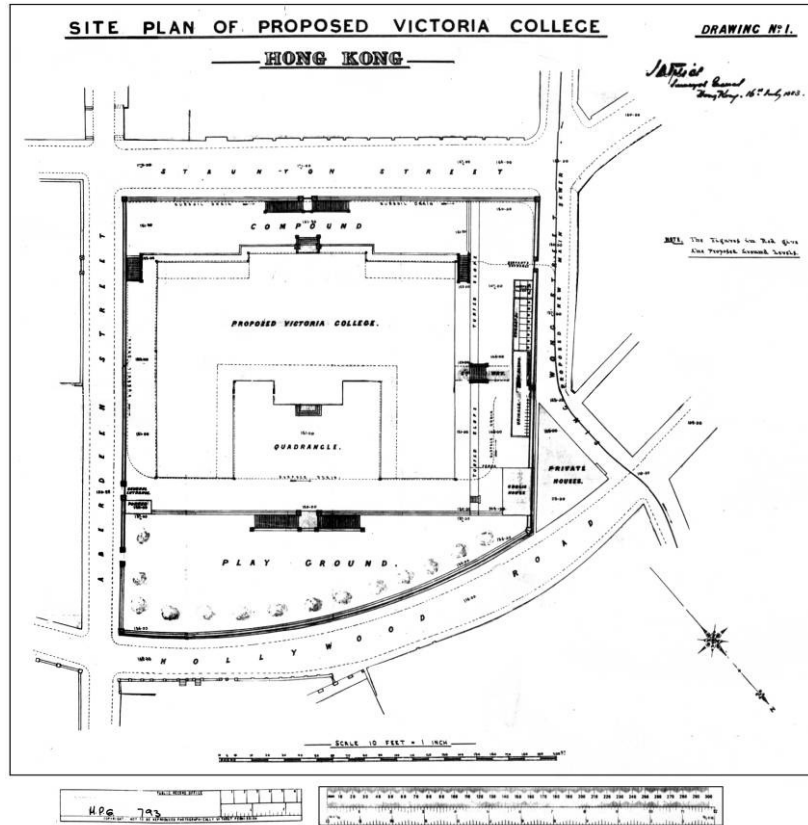


13.

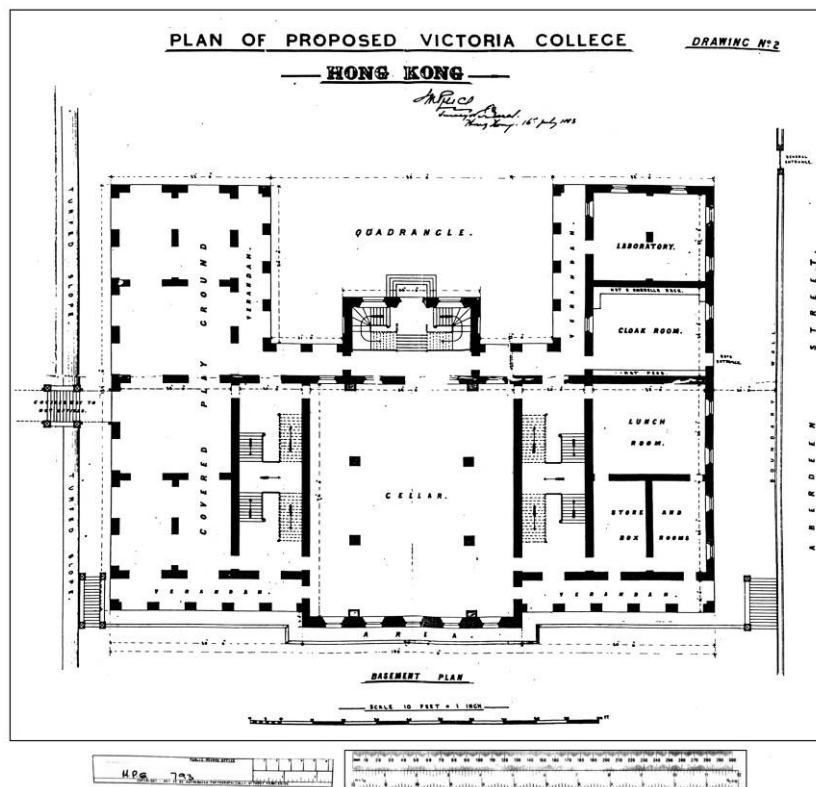
9. 攝於門廊 (MH Photo #
10. 皇仁書院職員。攝於1905年，估計是主樓的南入口 (*Queen's College - Its History 1862-1987, p.59*)
11. 在皇仁書院大禮堂內舉行的考試，攝於1903年 (*Queen's College - Its History 1862-1987, p.44*)
12. 在上層操場進行的體育課，攝於1939年 (*Queen's College - Its History 1862-1987, p.121*)
13. 拔河，攝於1905年，在皇仁書院內通往上層操場的正門 (*Queen's College - Its History 1862-1987, p.121*)



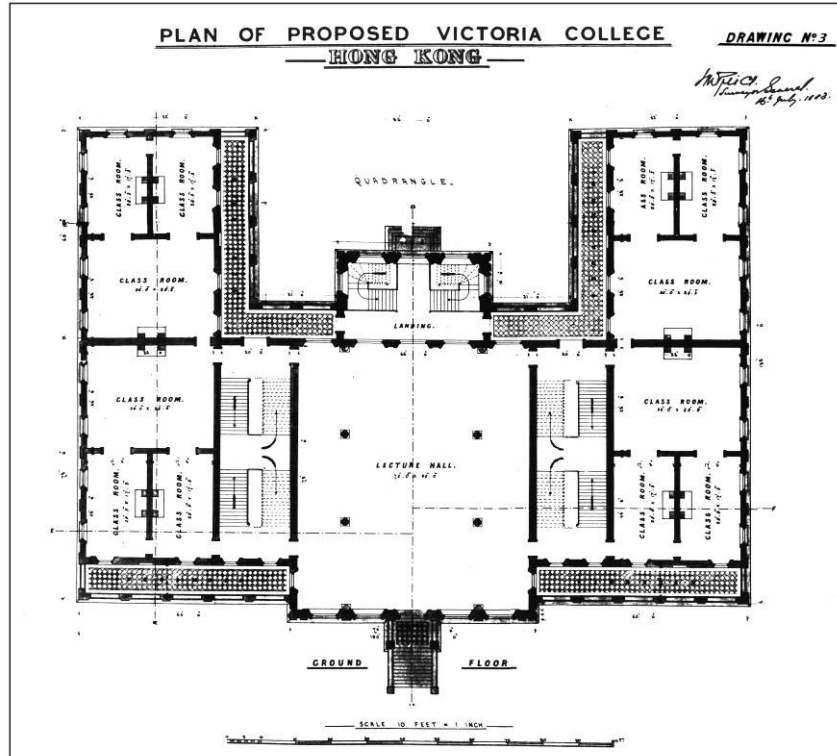
14. 1856 年擬建中央書院(維多利亞書院)的位置圖



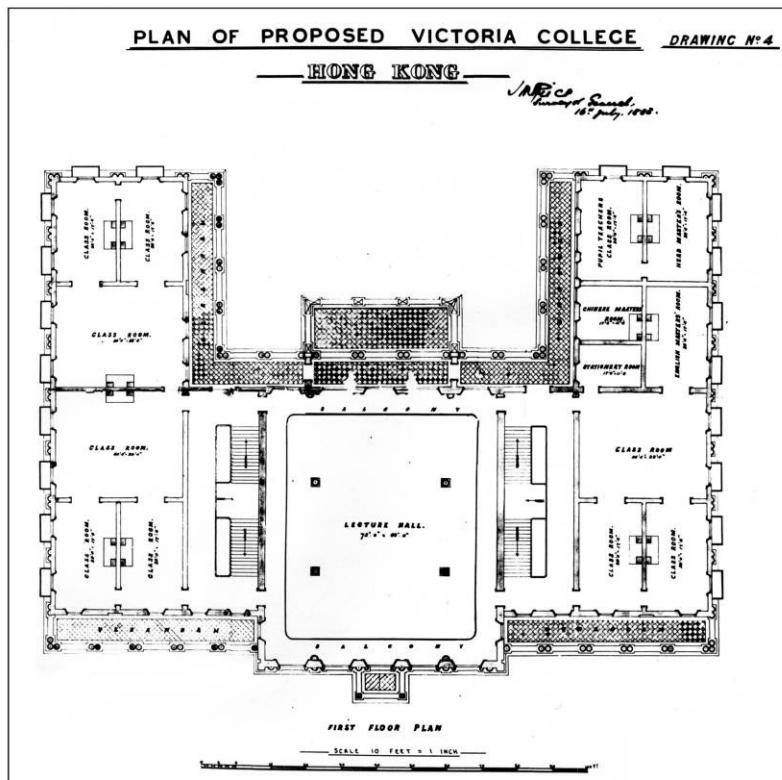
15. 1883 年擬建維多利亞書院平面圖



16. 1883 年擬建維多利亞書院地庫圖




17. 1883 年擬建維多利亞書院地下圖



18. 1883 年擬建維多利亞書院第一層圖

PLAN OF PROPOSED VICTORIA COLLEGE DRAWING N^o 3
HONG KONG


W. J. C. C.
Harvey
16th July 1883



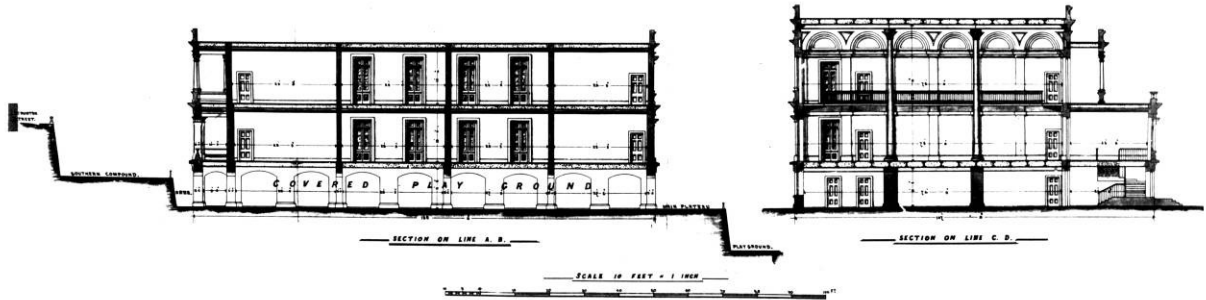
SOUTH ELEVATION

PLAN OF PROPOSED VICTORIA COLLEGE DRAWING N^o 5
HONG KONG

W. J. C. C.
Harvey
16th July 1883



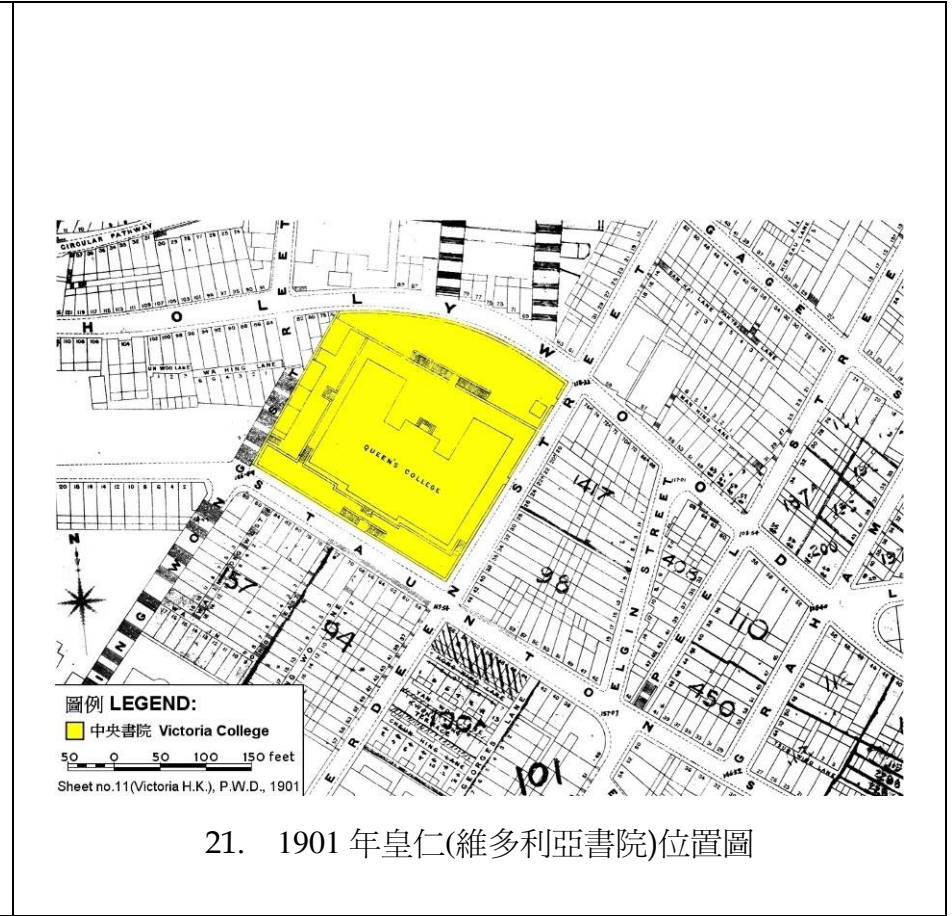
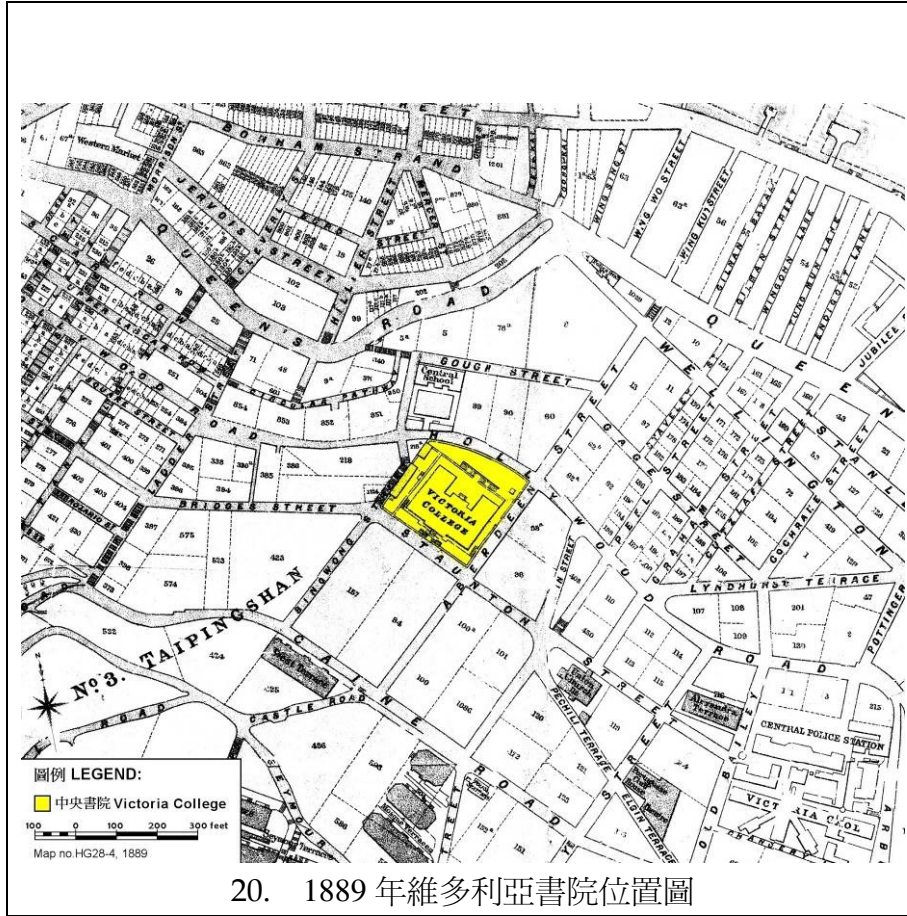
SECTION ON LINE E. F.

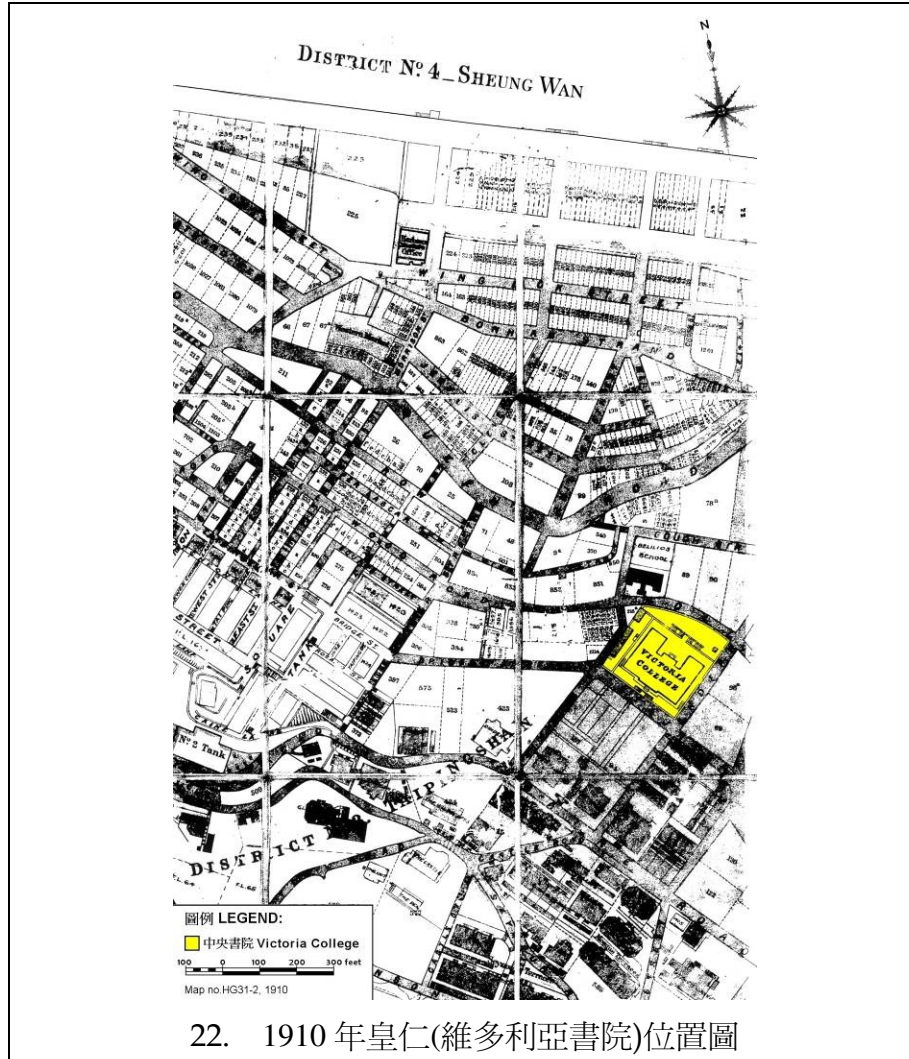


SCALE	1/1600
DATE	
NO.	HPG 793
BY	
CHECKED	
APPROVED	

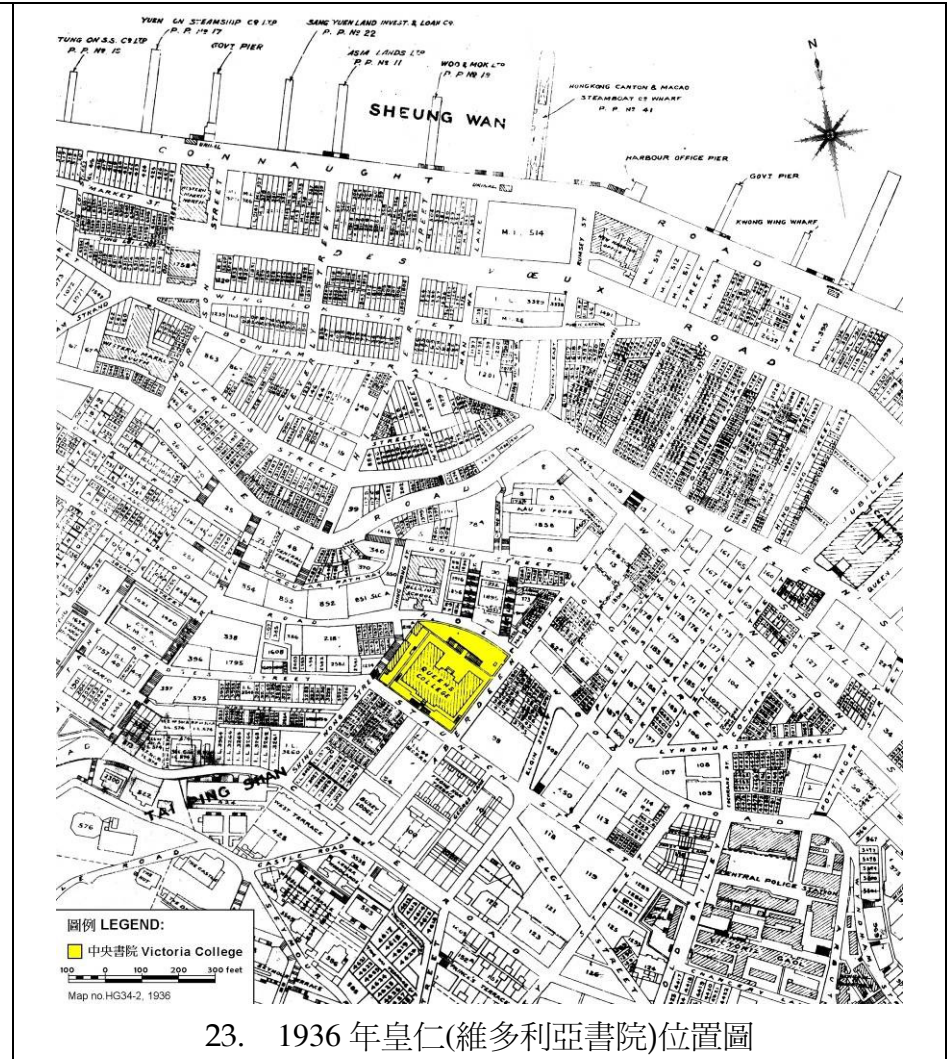
0	1	2	3	4	5	6	7	8	9	10	11	12	13	14	15	16	17	18	19	20	21	22	23	24	25	26	27	28	29	30	31	32	33	34	35	36	37	38	39	40	41	42	43	44	45	46	47	48	49	50	51	52	53	54	55	56	57	58	59	60	61	62	63	64	65	66	67	68	69	70	71	72	73	74	75	76	77	78	79	80	81	82	83	84	85	86	87	88	89	90	91	92	93	94	95	96	97	98	99	100
---	---	---	---	---	---	---	---	---	---	----	----	----	----	----	----	----	----	----	----	----	----	----	----	----	----	----	----	----	----	----	----	----	----	----	----	----	----	----	----	----	----	----	----	----	----	----	----	----	----	----	----	----	----	----	----	----	----	----	----	----	----	----	----	----	----	----	----	----	----	----	----	----	----	----	----	----	----	----	----	----	----	----	----	----	----	----	----	----	----	----	----	----	----	----	----	----	----	----	----	-----

19. 1883 年擬建維多利亞書院高度及側視圖

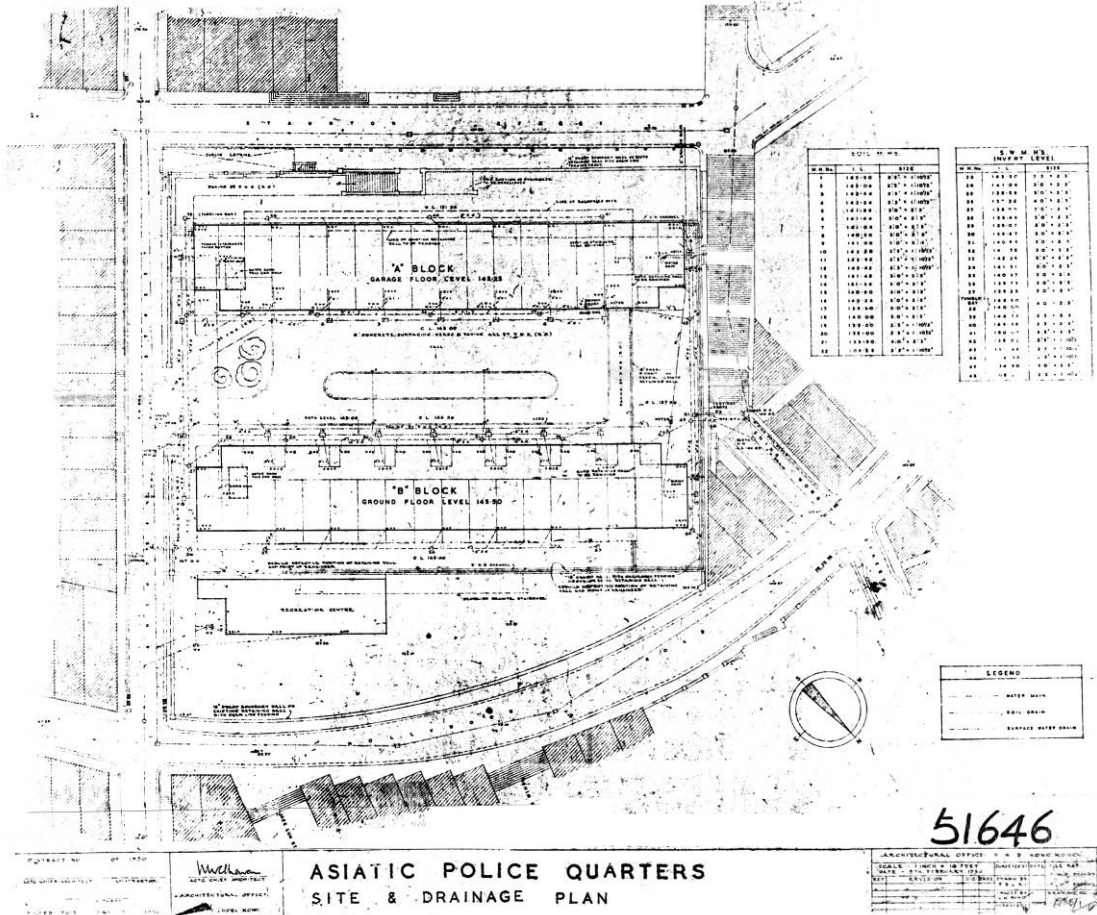




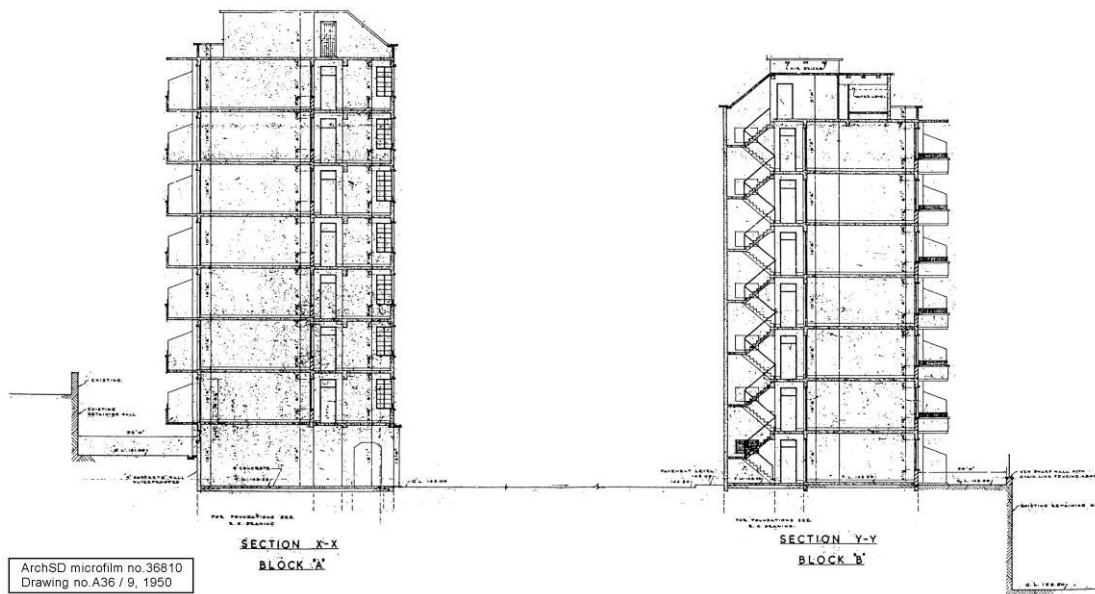
22. 1910年皇仁(維多利亞書院)位置圖



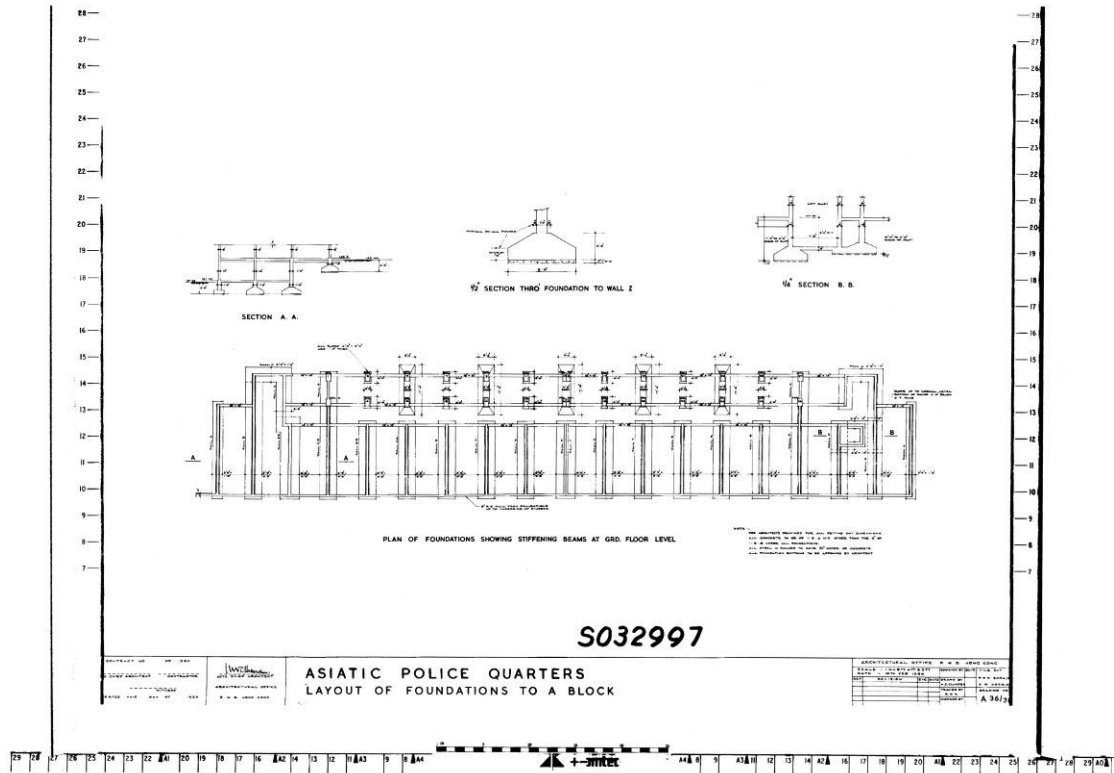
23. 1936年皇仁(維多利亞書院)位置圖



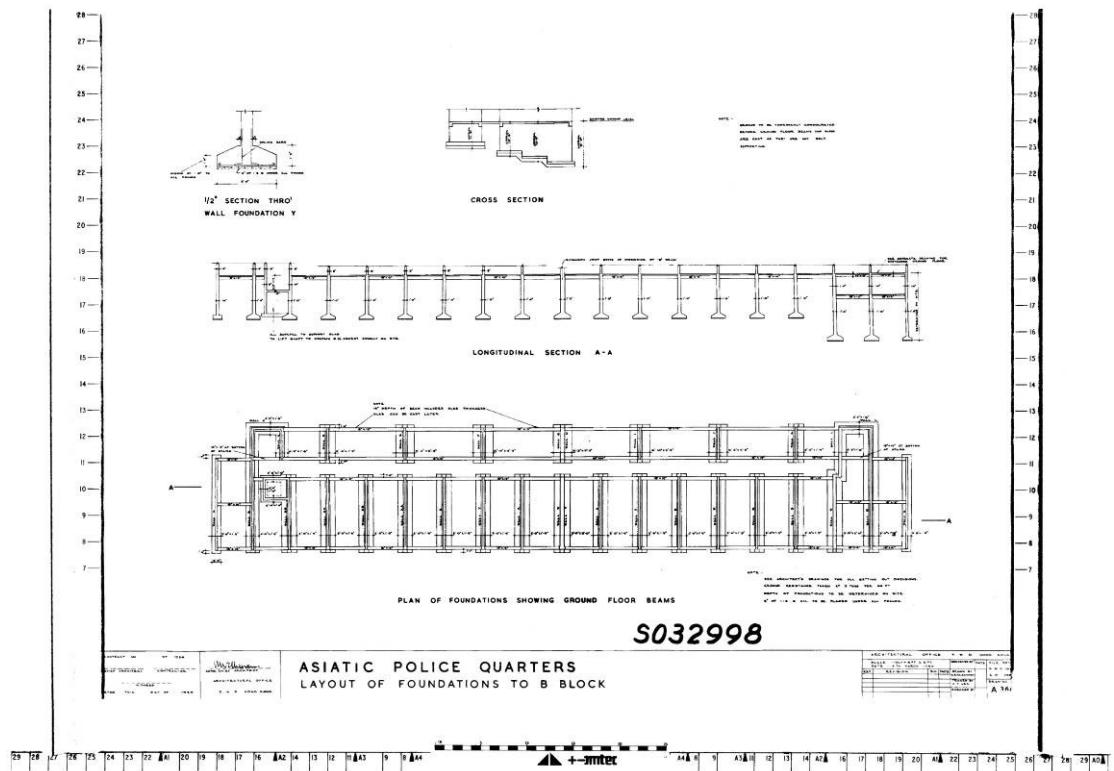
24. 1950年警察宿舍的平面及渠道圖則



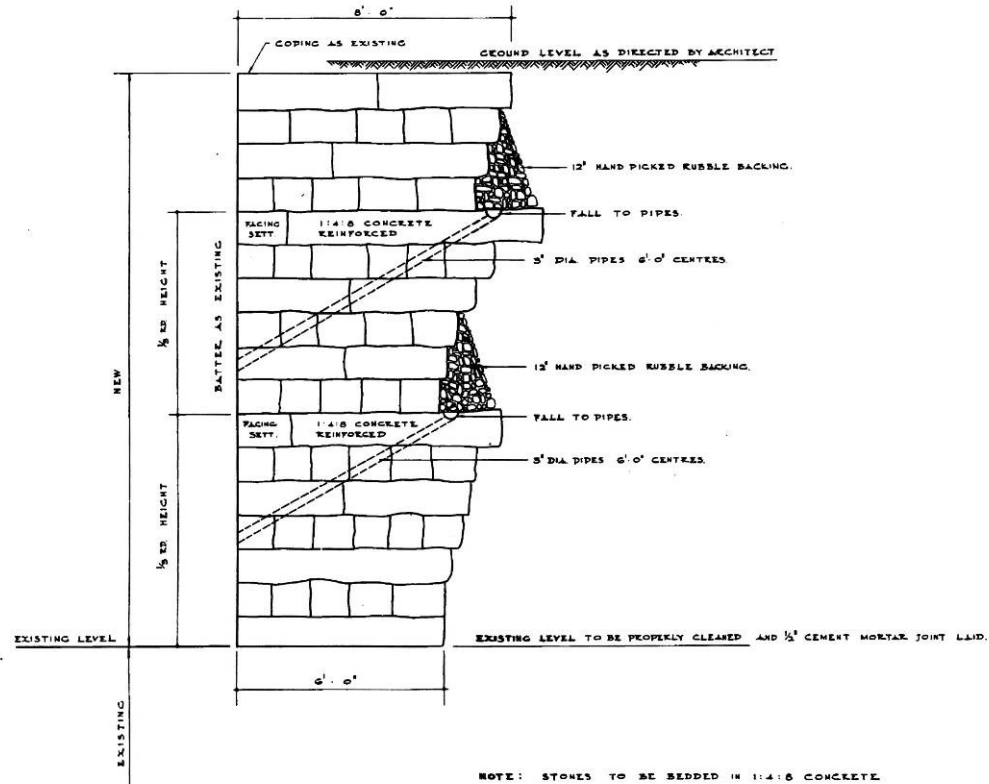
25. 1950年警察宿舍的立面圖



26. 1950 年警察宿舍 A 座地基圖則



27. 1950 年警察宿舍 B 座地基圖則



S032996

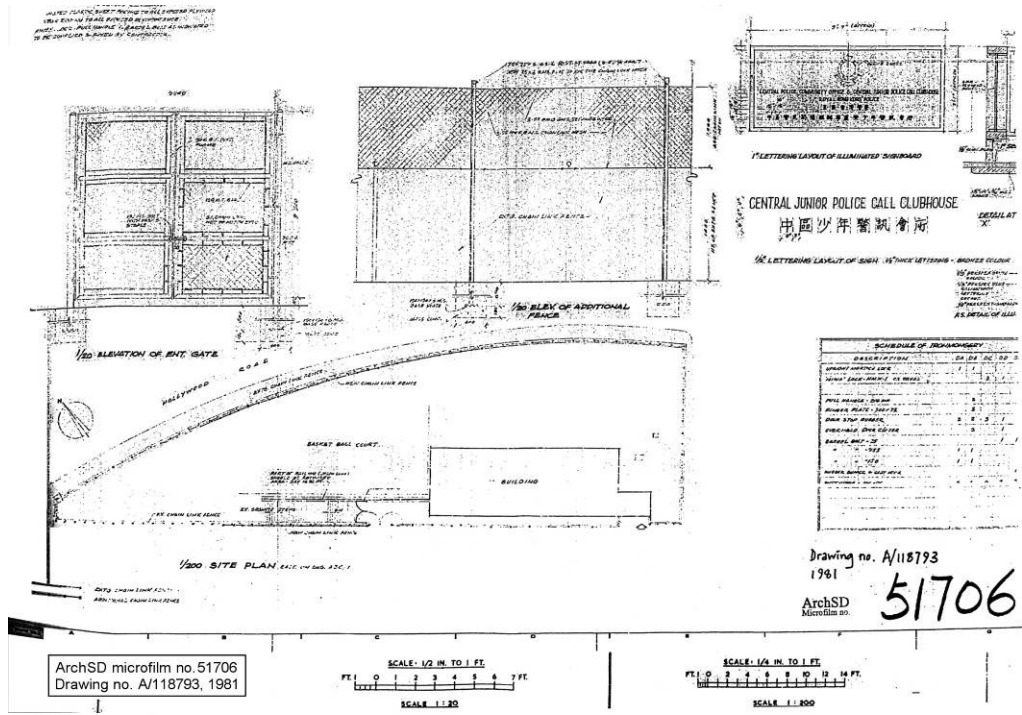
ADFC CHIEF ARCHITECT
ARCHITECTURAL OFFICE
P. W. D. HONG KONG

ASIATIC POLICE QUARTERS
METHOD OF REBUILDING DEMOLISHED PORTION OF RETAINING WALL -
NORTH EAST END

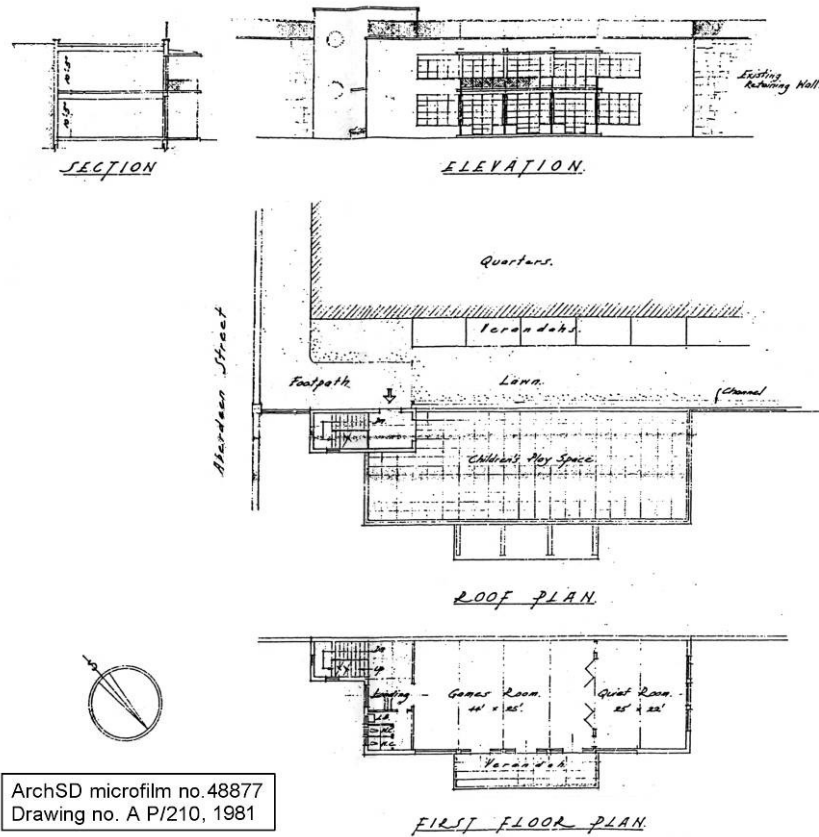
DRAWING NO A 36/29
SCALE 1 INCH = 2 FEET
DATE 15TH DEC 1950



28. 1950 年警察宿舍內，擋土牆毀壞部分重建方法的圖則



29. 1981 年中區少年警訊會址的圖則



30. 1981 年中區少年警訊會址的立面及平面圖

附錄 E 憲報及工務報告的複印本

- E 1. 1877 年 1 月 6 日香港政府憲報
- E 2. 1885 年 9 月 26 日香港政府憲報
- E 3. 1889 年 11 月 20 日工務報告
- E 4. 1890 年 2 月 22 日香港政府憲報
- E 5. 1926 年工務局長的報告

No. 6.

GOVERNMENT NOTIFICATION.

Notice is hereby given, that at Noon on Thursday, the 18th instant, the whole of the materials, bricks, stone, tiles, doors, windows, joists, floors, &c., &c., of the Buildings situated on Inland Lots 55, 93, 91, and 91 A, known as RANGEL'S ESTATE, and comprised in the undermentioned Lots, will be put up to Public Auction on the spot:—

Lot No. 1,

Coloured Purple on Sale Plan, the whole of the materials above the ground lines of the House and Out-buildings No. 36, Hollywood Road.

Lot No. 2,

Coloured Light-Pink on Sale Plan, the whole of the materials above the ground lines of the Houses and Out-buildings Nos. 38 and 44, Hollywood Road.

Lot No. 3,

Coloured Light-Blue on Sale Plan, the whole of the materials above the ground lines of the Houses and Ruins No. 50, Hollywood Road, and Nos. 1, 2, 4, 6, and 8, Kau Kong Lane.

Lot No. 4,

Coloured Red on Sale Plan, the whole of the materials above the ground lines of the Joss House No. 10, Sing Wong Street.

Lot No. 5,

Coloured Light Yellow on Sale Plan, the whole of the materials above the ground lines of the Houses Nos. 21, 23, 25, 27, 29, and 31, Staunton Street.

Lot No. 6,

Coloured Dark-Blue on Sale Plan, the whole of the materials above the ground lines of the House and Out-buildings No. 19, Staunton Street.

Lot No. 7,

Coloured Dark-Pink on Sale Plan, the whole of the materials above the ground lines of the Houses and Out-buildings Nos. 9 and 7, Aberdeen Street, including the Party Wall between the Houses Nos. 5 and 7.

Lot No. 8,

Coloured Orange on Sale Plan, the whole of the materials above the ground lines of the Houses, Out-buildings and Stable of Houses Nos. 5 and 3, Aberdeen Street.

Lot No. 9,

Coloured Green on Sale Plan, the whole of the materials above the ground lines of the Houses Nos. 51, 53, 55, and Out-buildings.

Lot No. 10,

Coloured Dark-Yellow on Sale Plan, the whole of the materials above the ground lines of the Houses and Ruins Nos. 23, 25, 27, 29, 31, 33, and 35, &c., &c.

CONDITIONS OF SALE.

1. The highest bidder above the upset price shall be the purchaser, and if any dispute arise between two or more bidders, the Lot in dispute shall be put up again at a former bidding.
2. No Person shall at any bidding advance less than \$10.
3. Immediately after the fall of the hammer, the Purchaser shall sign the Memorandum of Agreement according to these Conditions, and shall, within three days from the day of sale, pay into the Colonial Treasury the full amount at which the Lot shall have been knocked down to him, and this sum shall be forfeited to the Crown in the event of the said Purchaser subsequently failing or refusing to observe and carry out the Conditions contained in the aforesaid Memorandum of Agreement.
4. The Walls of Houses and Out-buildings, as well as every other portion of the said Buildings, shall become the property of the Purchaser, save and except Retaining Walls or Foundations of Walls which are below the surface of the ground. These shall remain the property of the Government.
5. The Buildings comprised in each Lot shall be taken down to the level of the ground by the Purchaser, and the whole of the materials and rubbish shall be carefully removed from the premises, the ground being left by him neat and clean and thoroughly free from rubbish and débris. The removal of all materials and rubbish to be completed within six weeks from the day of the Sale, under a penalty of the forfeit to the Crown of the whole of the purchase money that the Purchaser shall have paid into the Colonial Treasury.
6. Should the Purchaser take down or damage any Portion of the Retaining Walls or Foundations reserved by the Government, such Retaining Walls and Foundations shall be immediately replaced by him, at his sole cost, to the entire satisfaction of the Surveyor General, failing which the Surveyor General shall make good the damage at the sole charge of the Purchaser causing the same.
7. For further information, intending purchasers are referred to the Surveyor General's Office, where Sale Plans containing full particulars are obtainable.

By Command,

J. GARDINER AUSTIN,
Colonial Secretary.

Colonial Secretary's Office, Hongkong, 6th January, 1877.

GOVERNMENT NOTIFICATION.—No. 370.

Notice is hereby given that Messrs. CLARK & Co., of Paisley, in the County of Renfrew, North Britain, have complied with the requirements of Ordinances 16 of 1873, and 13 of 1885, for the registration in this Colony of their Marks as applied to Spools or Reels of sewing Cotton; and sewing Cottons of all descriptions, crochet, embroidery, and knitting Cotton: and that the same have been duly registered.

By Command,

FREDERICK STEWART,
Acting Colonial Secretary.

Colonial Secretary's Office, Hongkong, 24th September, 1885.

GOVERNMENT NOTIFICATION.—No. 371.

Notice is hereby given that ADALBERT SCHEINOST, of Schüttentrofen, Bohemia, Austria, has complied with the requirements of Ordinances 16 of 1873, and 13 of 1885, for the registration in this Colony of his Marks as applied to Matches: and that the same have been duly registered.

By Command,

FREDERICK STEWART,
Acting Colonial Secretary.

Colonial Secretary's Office, Hongkong, 24th September, 1885.

GOVERNMENT NOTIFICATION.—No. 372.

It is hereby notified that His Excellency the Governor has, by an Order under his hand, set apart the site known as house No. 47, Wyndham Street, within this Colony, as and for a Gaol to be called the *Female Prison*.

By Command,

FREDERICK STEWART,
Acting Colonial Secretary.

Colonial Secretary's Office, Hongkong, 26th September, 1885.

GOVERNMENT NOTIFICATION.—No. 373.

Tenders will be received at this Office, until Noon of Thursday, the 5th of November, for works in connection with the construction of the new Central School, (Victoria College).

For form of tender, specification, and further particulars, apply at the Surveyor General's Office. The Government does not bind itself to accept the lowest or any tender.

By Command,

FREDERICK STEWART,
Acting Colonial Secretary.

Colonial Secretary's Office, Hongkong, 26th September, 1885.

GOVERNMENT NOTIFICATION.—No. 374.

The following Hydrographic Notice is published for general information.

By Command,

FREDERICK STEWART,
Acting Colonial Secretary.

Colonial Secretary's Office, Hongkong, 26th September, 1885.

Government of China.

CANTON DISTRICT.

LOCAL NOTICE TO MARINERS, No. 28.

Navigation of Canton River.

H. E. the Governor General of the Liang Kuang wishes to have notice given that the removal of the torpedoes between Hu-mén (Bocca Tigris) and Whampoa, laying of which was notified by Local Notices to Mariners Nos. 14, 16 and 17, having now been almost completed, the regulations affecting the navigation of the Canton River published in Local Notices to Mariners Nos. 16, 17, 18, 21 and 22 are now withdrawn.

Foreign vessels approaching Canton will, consequently, be no longer required to wait outside the Bocca Tigris till they have been inspected and granted permission to proceed. They are at liberty also to pass inwards or outwards by night as well as by day, and, if they see fit, without engaging a Torpedo Pilot.

Vessels proceeding without a Torpedo Pilot are, however, warned to avoid approaching the river banks, the floating torpedoes inshore not having been all removed.

T. MOOREHEAD,
Harbour Master.

Approved:

A. E. HIPPISEY,
Commissioner of Customs.

Custom House, Canton, 10th September, 1885.

HONGKONG.

REPORT ON PUBLIC WORKS THAT HAVE BEEN COMPLETED TO DATE.

*Presented to the Legislative Council, by Command of
His Excellency the Governor.*

SURVEYOR GENERAL'S OFFICE,
HONGKONG, 20th November, 1889.

SIR,

In accordance with the minute of His Excellency the Governor of 23rd ultimo (C.S.O. No. 1444), I have the honour to submit the following report on works in progress, or which have recently been completed.

STORM DAMAGE.

Of the works rendered necessary to repair the damage caused by the great storm of 29th and 30th May last, and fully described in my report of 27th July, although progress was delayed by the almost continuous rains of an exceptionally wet season, (the recorded rainfall for the 10 months ending 31st October having reached 118 inches, a quantity I believe far exceeding anything previously recorded in this Colony) on the whole good progress has been made and but comparatively little remains to be done.

The repairs to the Tytam Aqueduct were finished some two months ago; those to the service tank, and supply works at the Albany are far advanced and should be completed by the end of next month, and those to the Tytam Reservoir have been commenced, and should also be completed about the same time.

The repairs of the lower end of the Albany Nullah, and those of the Clementy Nullah and culvert are now nearly completed, the repairs to damage done to the Cemetery in the Happy Valley, and the stone bridge over the Bowrington Canal were finished a month ago, the damage to other sewers, and to the principal streets in the City has also been repaired, as well as the roads in the hill districts. The road and bridges to Stanley and Aberdeen yet remain to be done.

From the progress already made and the amount expended, I anticipate that the whole of the damage caused by the great storm will be repaired at an outlay within the amount of my Estimate, viz.: \$112,783.

ROADS, STREETS AND BRIDGES.

During the past few months 21 miles of street within the City have been put in hand; the greater part has been completed in a substantial manner, and the remainder will be finished about the end of the year. The repairs to roads in the hill districts are well advanced, and those of the roads in the Kowloon Peninsula are now in progress. I hope during the winter months to be able to put all the roads and streets of the Colony into good working order. The roadway of the timber bridge on the Praya over the Bowrington Canal gave way a short time since, and, on examination, it was found that the structure was in an advanced stage of decay. The same holds good of other wooden structures (bridges and piers) in various parts of the Colony. It is in my opinion desirable, as far as practicable, to replace these timber structures by more permanent works in iron.

EXTRAORDINARY PUBLIC WORKS.

Contracts are now being prepared, and will shortly be advertised for the rubble foundations of Sections Nos. 2 and 7 of the work included in the *Praya Reclamation Ordinance, 1889.*

Works included in *Praya Reclamation Ordinance, 1889.*

Honourable COLONIAL SECRETARY.

The rubble mound for the Government Reclamation in front of the Sailors' Home is nearly finished, and tenders are now advertised for the completion of this work. Of the adjoining reclamation, eastward, now in progress for the Wharf and Godown Company, the rubble foundations are completed, and the granite footings have been commenced. Of the reclamation at Kennedytown in front of Marine Lots belonging to the Honourable C. P. CHATER, three courses of granite footings have been set, and the earth filling is making fair progress.

The new buildings for the Central School (Victoria College) were completed and occupied in August last. I regret to state that the roof leaks in several places. This is owing to the flat portions being covered with sheet lead, which has not been properly laid. It will be necessary to incur a considerable outlay to ensure a sound watertight roof covering to this important building.

The new Police Station at Kennedytown is complete, except as regards water supply. This is kept back (in common with many other improvements throughout the City which depend on an increased supply of filtered water) owing to the non-arrival of the water pipes and fittings which were requisitioned in April last.

The foundations have been completed, and a contract has been let for the superstructure of the Quarters for the Medical Staff and Nurses of the Civil Hospital; and designs have been prepared for quarters for the Chinese Hospital attendants and for a Chinese Lunatic Asylum. I hope shortly to arrange for the commencement of these buildings.

The work in connexion with the Filter Beds and service tank for the Pokfulam water supply is making good progress during the present favourable weather.

A contract has been entered into with Mr. TSANG KENG for the construction of the buildings of the Gap Rock Lighthouse, and arrangements are now being made for the preparation of the whole of the material at Hongkong ready for shipment whenever the weather will permit of landing on the Rock. As, after full inquiry, it was found that no suitable vessel could be hired to act as a Steam Tender, the Steam Tug *Fams* has been purchased of the Dock Company. She has made two trips to the Rock and appears to possess the qualities essential for a service of this nature. The lantern and optical apparatus have arrived, having been, it would appear, ordered somewhat prematurely, and are now stored at the Kowloon Godowns.

As the timber pier at Kowloon Point was so far decayed as to be incapable of substantial repair, arrangements have received His Excellency's sanction to replace it by a more convenient structure. As time did not admit of the erection of an iron pier, it will be constructed of hard wood, with a landing in the line of, instead of at right angles to the current, as is the case with the existing pier, and shelters will also be provided for the convenience of passengers.

Three wells are now being sunk in the valleys below Mount Gough and Mount Kellett, and a fourth is about to be commenced at Magazine Gap. Water has been reached in the case of two of these wells at a depth of 23 and 29 feet, respectively, and it is hoped that, as sinking progresses, a fair supply may be obtained.

Repairs to Lighthouses and other Government Buildings are now being carried out, but do not call for special notice.

I have the honour to be,

Sir,

Your most obedient Servant,

S. BROWN.
Surveyor General.



THE HONGKONG
Government Gazette.
報 門 轅 港 香

Published by Authority.

No. 9. VICTORIA, SATURDAY, 22ND FEBRUARY, 1890. VOL. XXXVI.

號九第 日四初月二年寅庚 日二十二月二年十九百八千一 簿六十三第

GOVERNMENT NOTIFICATION.—No. 69.

His Excellency the Governor has been pleased to appoint REINHOLD FRIEDRICH LAMBERT, Esquire, to be Clerk to the Puisne Judge, with effect from the 1st ultimo, *vice* GEORGE JEKYLL PHILIPPO, Esquire, resigned.

By Command,

F. FLEMING,
Colonial Secretary.

Colonial Secretary's Office, Hongkong, 17th February, 1890.

GOVERNMENT NOTIFICATION.—No. 70.

Whereas the School, formerly known as *The Government Central School*, situate on premises registered in the Land Office as Inland Lot No. 78, was removed on or about the 10th July, 1889, to other premises registered in the Land Office as Inland Lots Nos. 55, 91, 91A, and 93, and such School and premises have been re-named *The Victoria College*, Notice thereof is, by direction of His Excellency the Governor, published in the *Gazette*.

By Command,

F. FLEMING,
Colonial Secretary.

Colonial Secretary's Office, Hongkong, 18th February, 1890.

GOVERNMENT NOTIFICATION.—No. 71.

The following letter, with enclosure, from the Inspector of Schools, reporting the result of the examination of the Grant-in-Aid Schools, is published for general information.

By Command,

F. FLEMING,
Colonial Secretary.

Colonial Secretary's Office, Hongkong, 18th February, 1890.

— Q 53 — P.W.R. Hong Kong.

<i>Nullahs.</i>	<i>Stormwater Drains.</i>
Shaukiwan East	Albany Path
Ming Yuen	Dump I.L. 2354 Stubbs Road
North Point	
Tai Hang	<i>Sewers.</i>
Stone Nullah Lane	Spring Garden Lane
Ship Street	Bowen Road
Glenealy	Smithfield
Pedder Street	Stewart Terrace
Spanish Procuration	Coombe Road
Smithfield	Park Road
Star Street	

On the Island 17 grilles have been erected in the nullahs which are most likely to be affected by boulders and stone washed down from the hillsides; sand pits have also been constructed to minimise as far as possible the choking of storm water drains.

The nullahs on the lower levels at Shaukiwan, Tai Hang, Sookunpoo, Wong Nei Chong, Wanchai Road, Albany, Pedder Street, Hill Road, Sand Street and Smithfield were almost entirely choked with debris. The clearing and repair of the following were in hand at the end of the year.

Nullah East of Hospital, Bowen Road.
 Stormwater Drain Caroline Hill Road.
 Storm Water Drain Wanchai Road.
 Wong Nei Chong Nullah and branches.
 Culvert at I.L. 2388, Stubbs Road.
 Shek Tong Tsui Nullah.
 Storm Water Drain, Kennedy Road.
 Nullah, Aberdeen.
 Channels, New Road above Conduit Road.
 Nullah Repulse Bay.
 Streamcourse, Mount Parish.

Repairs to Albany Nullah and its tributaries.—In the heavy rainstorm of the 18-19th of July the greatest amount of concentrated damage in the Colony occurred in this area, commencing at the tennis court opposite Victoria Hospital and stretching as far as Queen's Road. Good progress was made with the reconstruction work up to the end of the year, repairs having been effected as far south as Bowen Road.

Rebuilding of Retaining walls at Queen's College.—Extensive damage was done by the storm in April on the east side of the retaining wall encircling the Site. Further damage also occurred during July 18/19th. By the end of the year the damaged portion of the wall was taken down and preparation made for rebuilding.